

# POST MATCH SUMMARY REPORT



## Palmeiras 2 - 0 Al Ahly FC

Group A - Match 17  
19 June 2025  
12:00 Kick Off  
MetLife Stadium

Match Summary - Teams



Palmeiras

2 — 0

Al Ahly FC

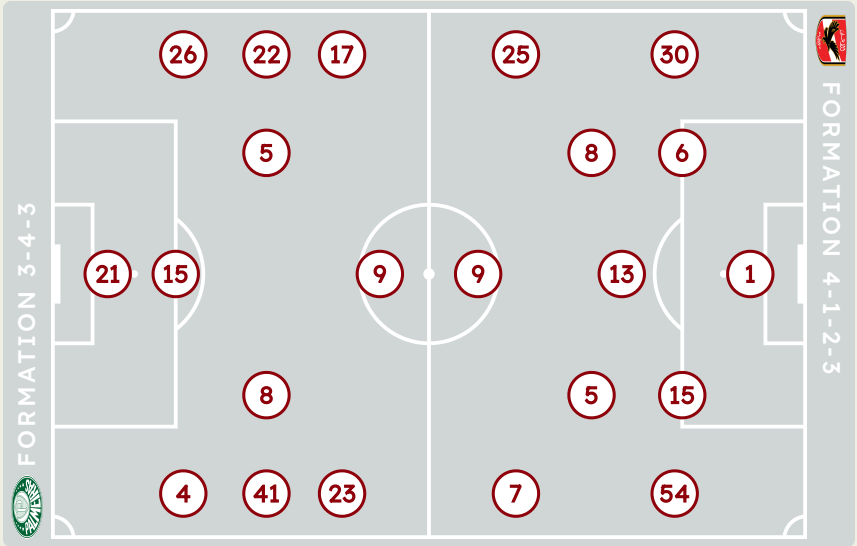


STARTING

- 21 GK WEVERTON
- 4 DF Agustin GIAY 43'
- 5 MF Anibal MORENO 67'
- 8 MF Richard RIOS 95'
- 9 FW VITOR ROQUE 45'
- 15 DF Gustavo GOMEZ
- 17 FW Facundo TORRES 76'
- 22 DF Joaquin PIQUEREZ 74'
- 23 MF RAPHAEL VEIGA 37' 45'
- 26 DF MURILO
- 41 FW ESTEVAO 77'

SUBSTITUTES

- 14 GK MARCELO LOMBA
- 2 DF MARCOS ROCHA
- 3 DF BRUNO FUCHS
- 6 DF VANDERLAN 77'
- 7 MF FELIPE ANDERSON
- 10 FW PAULINHO 76'
- 12 DF MAYKE
- 13 DF MICAEL
- 18 FW MAURICIO 45'
- 30 MF LUCAS EVANGELISTA
- 31 FW LUIGHI
- 32 MF Emiliano MARTINEZ 67'
- 39 FW THALYS
- 40 MF ALLAN
- 42 FW Jose Manuel LOPEZ 45' 59'



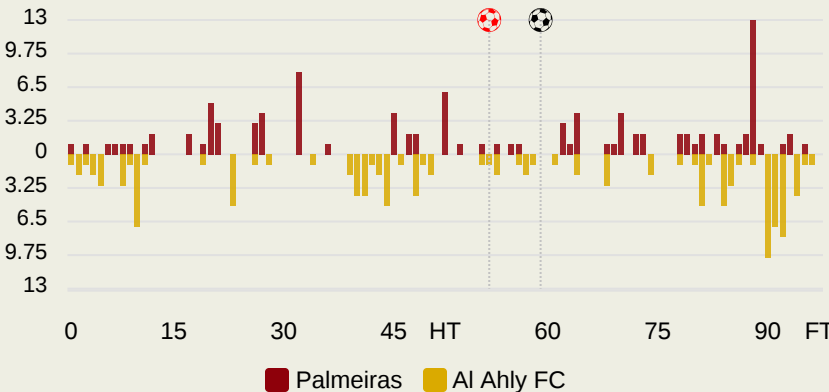
STARTING

- MOHAMED ELSHENAWY GK 1
- Mohamed Ali BEN ROMDHANE MF 5
- YASSER IBRAHIM DF 6
- 61' TREZEGUET MF 7
- 61' 42' HAMDY FATHY MF 8
- 61' 49' WESSAM ABOU ALI FW 9
- 79' MARAWAN ATTIA MF 13
- 61' Achraf DARI DF 15
- ZIZO MF 25
- MOHAMED HANY DF 30
- 87' 48' Yahya ATTIAT-ALLAH DF 54

SUBSTITUTES

- MOHAMED SEHA GK 26
- MOSTAFA SHOUBIR GK 31
- MOSTAFA MAKHLOUF GK 37
- KHALED ABDELFATTAH DF 2
- OMAR KAMAL DF 3
- 61' AHMED RAMADAN DF 4
- 61' Nejc GRADISAR FW 10
- KARIM EL DEBES DF 11
- 87' HUSSEIN ELSHAHAT MF 14
- 61' Achraf BENCHARKI MF 17
- 61' MOHAMED AFSHA MF 19
- Aliou DIENG MF 23
- AHMED REDA MF 24
- MOSTAFA EL AASH DF 27
- AHMED KOKA MF 36

Distribution in the Final Third



Match Summary - Key Statistics



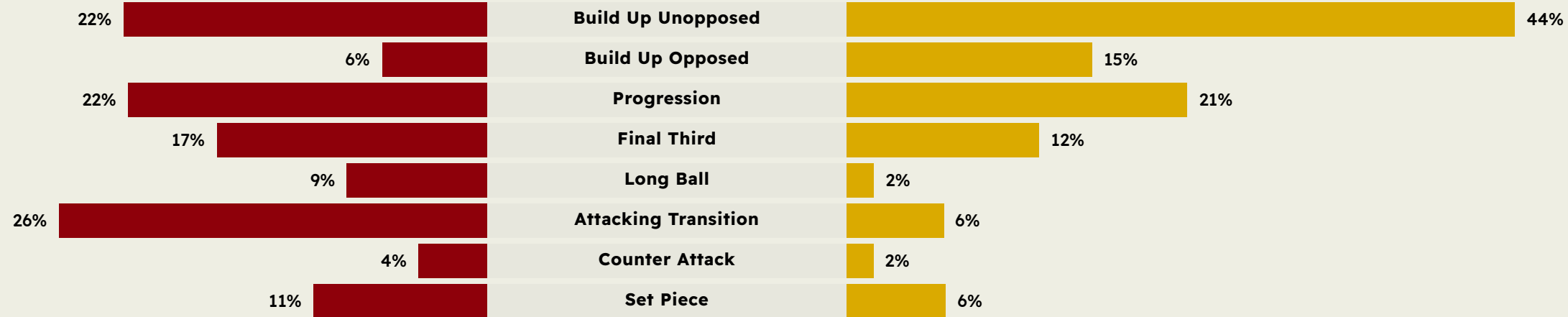
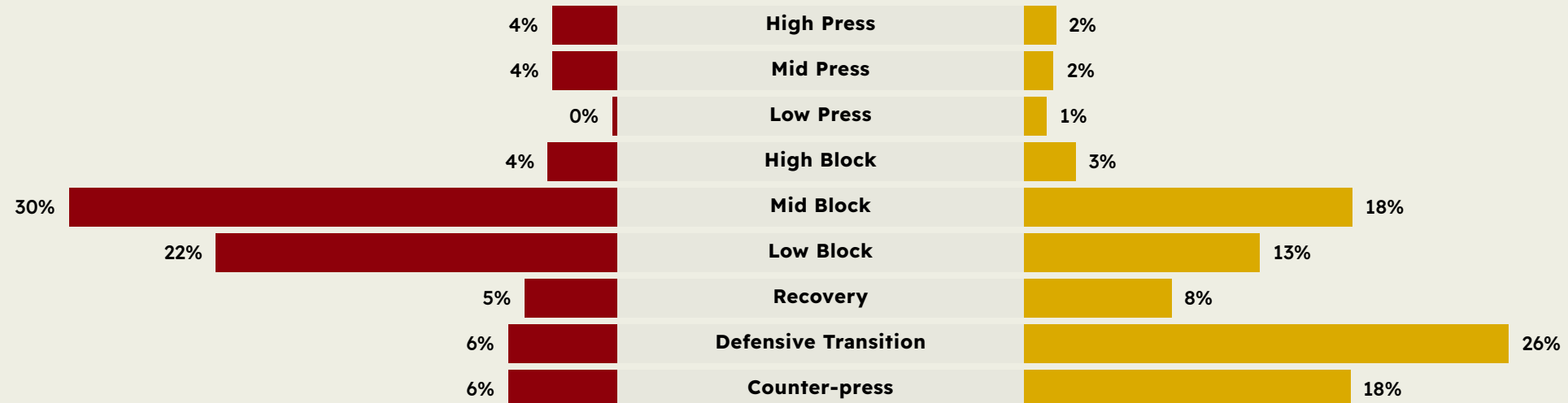
Palmeiras



Al Ahly FC



| Possession |   |  |           |
|------------|---|--|-----------|
| Total      | <div><div>31.5%</div><div>11.3%</div><div>57.2%</div></div> |  | Total     |
| 2          | Goals   |  | 0         |
| 12 (2)     | Attempts at Goal (On Target)                                |  | 8 (2)     |
| 252 (199)  | Total Passes (Complete)                                     |  | 493 (434) |
| 79 %       | Pass Completion %   |  | 88 %      |
| 63         | Completed Line Breaks                                       |  | 96        |
| 13         | Defensive Line Breaks                                       |  | 11        |
| 66         | Receptions in the Final Third                               |  | 82        |
| 20         | Crosses   |  | 14        |
| 20         | Ball Progressions   |  | 17        |
| 255 (34)   | Defensive Pressures Applied (Direct Pressures)              |  | 144 (38)  |
| 46         | Forced Turnovers  |  | 32        |
| 58         | Second Balls  |  | 45        |
| 105.5 km   | Total Distance Covered                                      |  | 104.7 km  |
| 6.2 km     | Zone 4 – Low Speed Sprinting: 20-25 km/h                    |  | 5.9 km    |

**Palmeiras****Phases of Play****Al Ahly FC****IN POSSESSION****OUT OF POSSESSION**

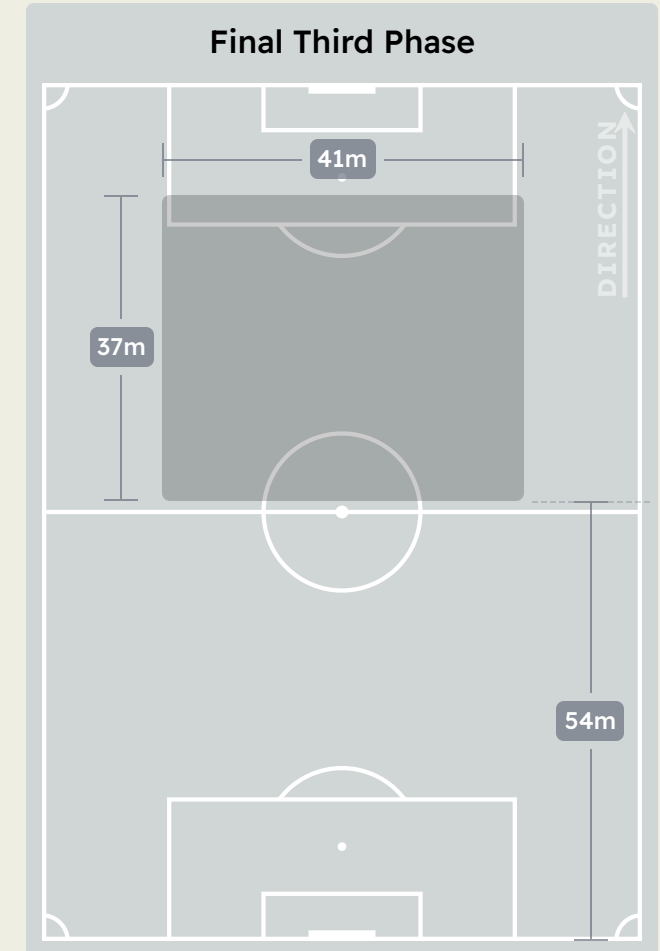
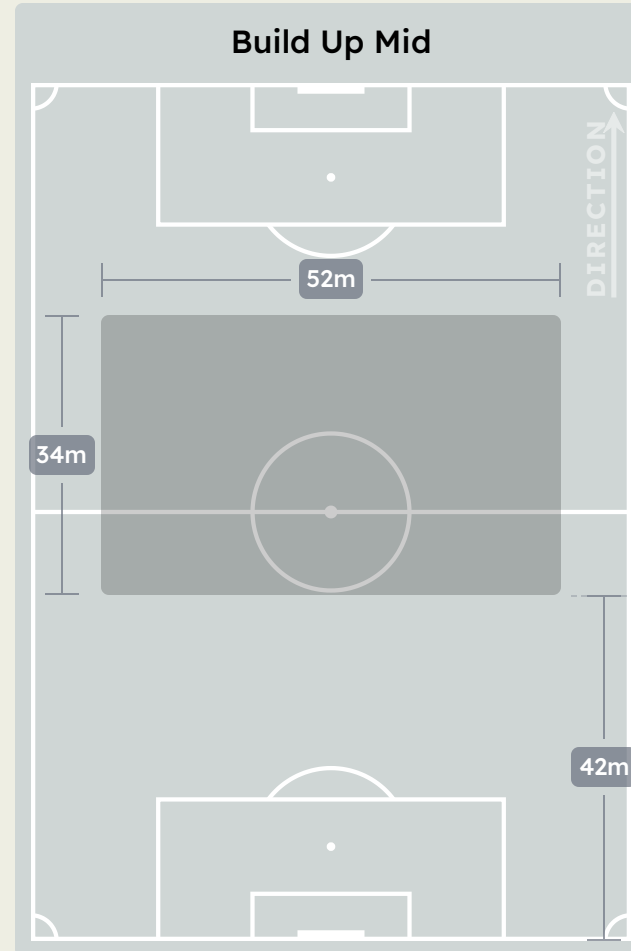
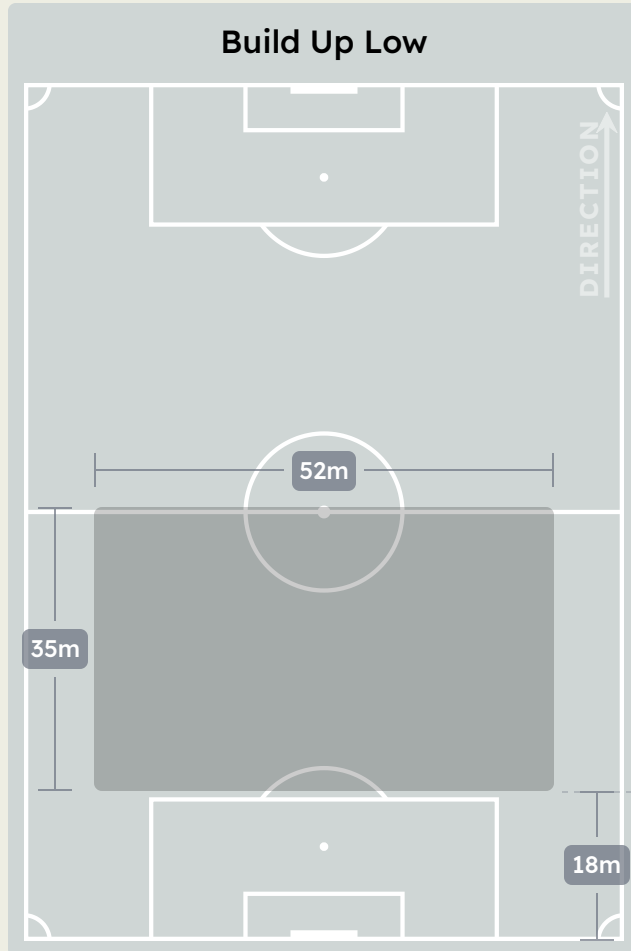


# IN POSSESSION



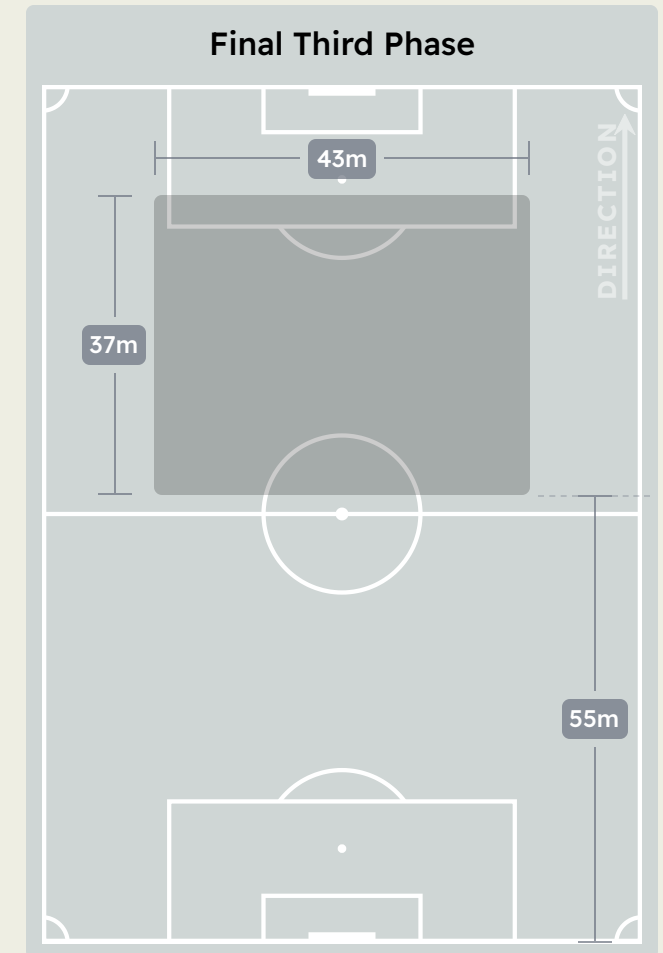
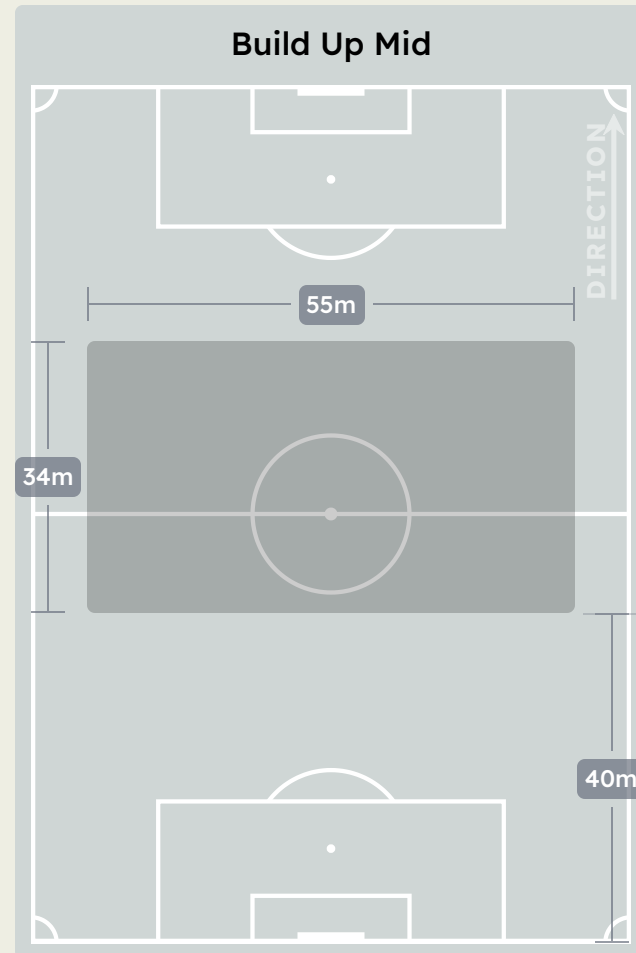
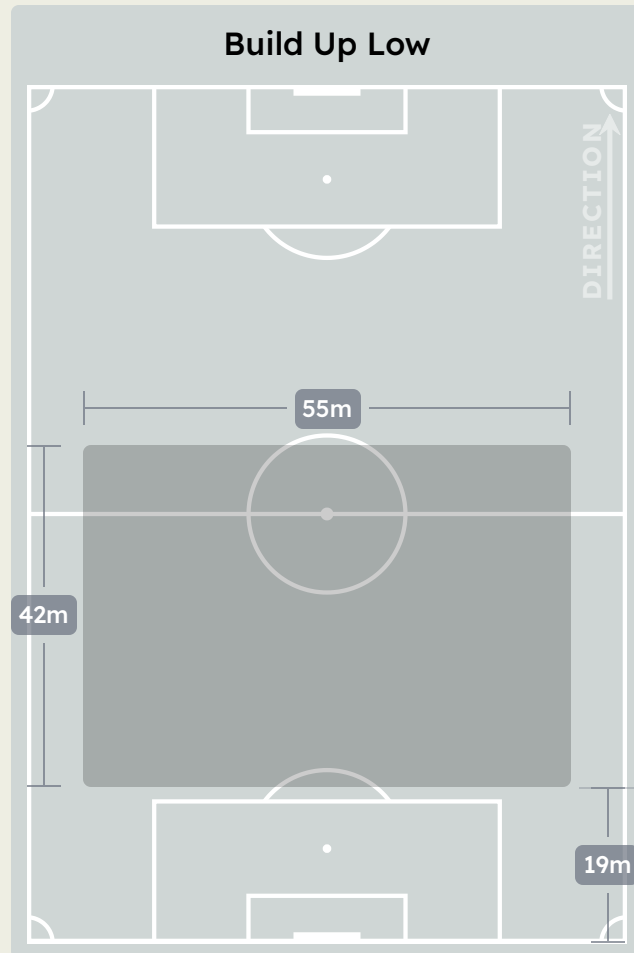
**Palmeiras v Al Ahly FC**

# In Possession Line Height & Team Length



# In Possession Line Height & Team Length

Al Ahly FC



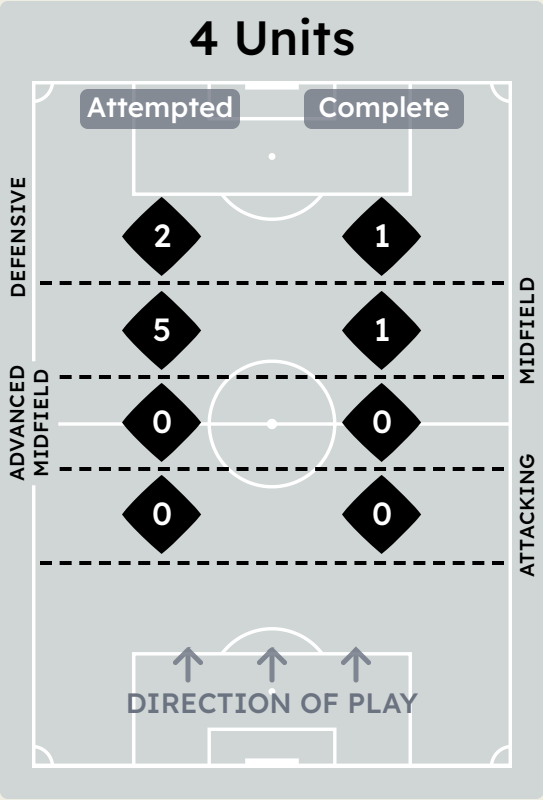
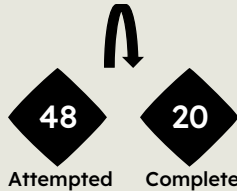
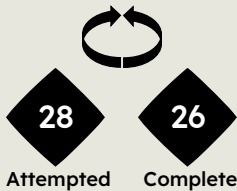
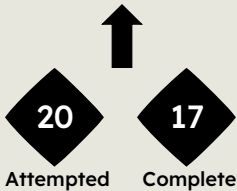
Line Breaks



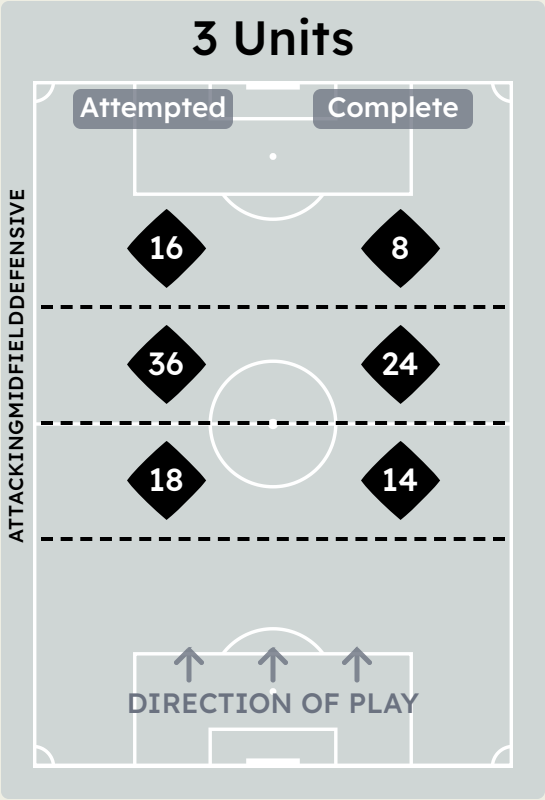
Palmeiras

Attempted Line Breaks

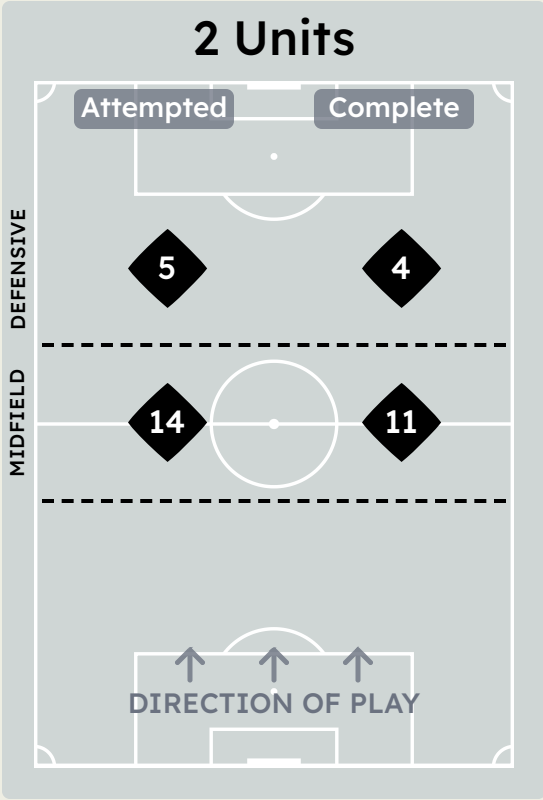
96



|                       |   |
|-----------------------|---|
| Attempted Line Breaks | 7 |
| Inside Shape          | 6 |
| Outside Shape         | 1 |



|                       |    |
|-----------------------|----|
| Attempted Line Breaks | 70 |
| Inside Shape          | 44 |
| Outside Shape         | 26 |



|                       |    |
|-----------------------|----|
| Attempted Line Breaks | 19 |
| Inside Shape          | 11 |
| Outside Shape         | 8  |



Line Breaks



Attempted Line Breaks

126

38 Attempted

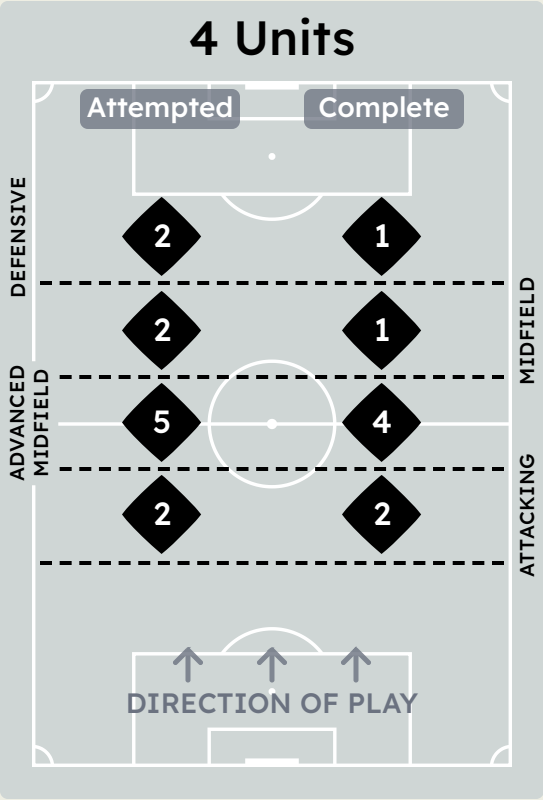
29 Complete

58 Attempted

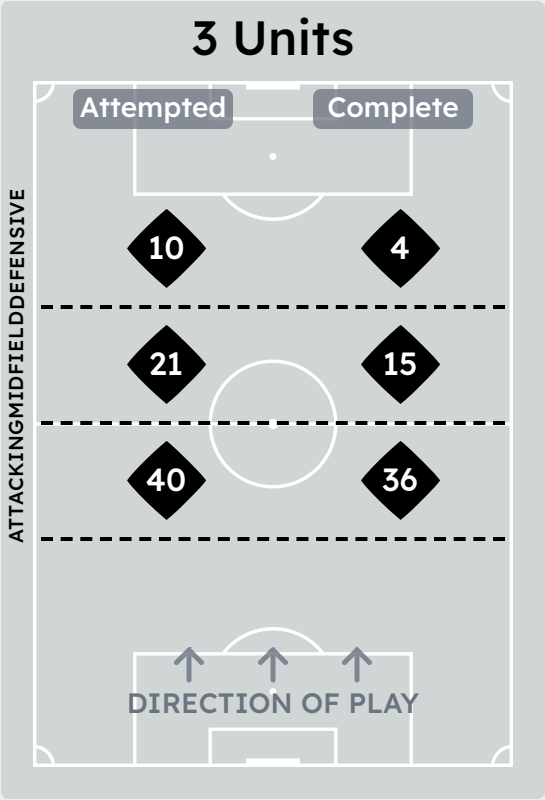
56 Complete

30 Attempted

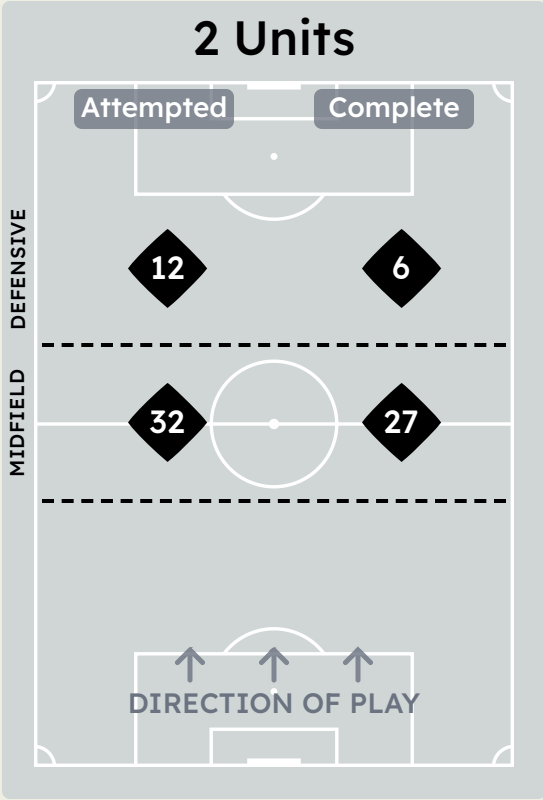
11 Complete



|                       |    |
|-----------------------|----|
| Attempted Line Breaks | 11 |
| Inside Shape          | 7  |
| Outside Shape         | 4  |



|                       |    |
|-----------------------|----|
| Attempted Line Breaks | 71 |
| Inside Shape          | 36 |
| Outside Shape         | 35 |



|                       |    |
|-----------------------|----|
| Attempted Line Breaks | 44 |
| Inside Shape          | 29 |
| Outside Shape         | 15 |

Line Breaks



|    |                   |                       |                       |                         | 4 Units        |                         |               |                | 3 Units        |               |                | 2 Units       |                | Direction |        |      | Distribution Type |       |                  |
|----|-------------------|-----------------------|-----------------------|-------------------------|----------------|-------------------------|---------------|----------------|----------------|---------------|----------------|---------------|----------------|-----------|--------|------|-------------------|-------|------------------|
| #  | Player            | Line Breaks Attempted | Line Breaks Completed | Line Break Completion % | Attacking Line | Attacking Midfield Line | Midfield Line | Defensive Line | Attacking Line | Midfield Line | Defensive Line | Midfield Line | Defensive Line | Through   | Around | Over | Pass              | Cross | Ball Progression |
| 21 | WEVERTON          | 14                    | 5                     | 36%                     | 0              | 0                       | 4             | 0              | 0              | 9             | 0              | 1             | 0              | 0         | 0      | 14   | 14                | 0     | 0                |
| 4  | Agustin GIAY      | 14                    | 8                     | 57%                     | 0              | 0                       | 0             | 0              | 6              | 3             | 2              | 2             | 1              | 0         | 3      | 11   | 14                | 0     | 0                |
| 5  | Anibal MORENO     | 5                     | 3                     | 60%                     | 0              | 0                       | 0             | 0              | 2              | 0             | 1              | 2             | 0              | 2         | 1      | 2    | 3                 | 1     | 1                |
| 8  | Richard RIOS      | 7                     | 6                     | 86%                     | 0              | 0                       | 0             | 0              | 0              | 3             | 1              | 2             | 1              | 3         | 3      | 1    | 6                 | 0     | 1                |
| 9  | VITOR ROQUE       | 3                     | 3                     | 100%                    | 0              | 0                       | 0             | 0              | 0              | 1             | 2              | 0             | 0              | 1         | 2      | 0    | 2                 | 0     | 1                |
| 15 | Gustavo GOMEZ     | 7                     | 3                     | 43%                     | 0              | 0                       | 0             | 0              | 0              | 4             | 3              | 0             | 0              | 0         | 0      | 7    | 7                 | 0     | 0                |
| 17 | Facundo TORRES    | 6                     | 5                     | 83%                     | 0              | 0                       | 1             | 0              | 0              | 2             | 2              | 0             | 1              | 0         | 4      | 2    | 5                 | 0     | 1                |
| 22 | Joaquin PIQUEREZ  | 18                    | 12                    | 67%                     | 0              | 0                       | 0             | 0              | 4              | 4             | 3              | 5             | 2              | 3         | 7      | 8    | 16                | 2     | 0                |
| 23 | RAPHAEL VEIGA     | 3                     | 2                     | 67%                     | 0              | 0                       | 0             | 0              | 0              | 2             | 0              | 1             | 0              | 1         | 1      | 1    | 2                 | 1     | 0                |
| 26 | MURILO            | 10                    | 9                     | 90%                     | 0              | 0                       | 0             | 1              | 6              | 2             | 0              | 1             | 0              | 5         | 5      | 0    | 9                 | 0     | 1                |
| 41 | ESTEVAO           | 2                     | 2                     | 100%                    | 0              | 0                       | 0             | 0              | 0              | 1             | 1              | 0             | 0              | 1         | 1      | 0    | 1                 | 0     | 1                |
| 6  | VANDERLAN         | 0                     | 0                     | 0%                      | 0              | 0                       | 0             | 0              | 0              | 0             | 0              | 0             | 0              | 0         | 0      | 0    | 0                 | 0     | 0                |
| 10 | PAULINHO          | 1                     | 1                     | 100%                    | 0              | 0                       | 0             | 1              | 0              | 0             | 0              | 0             | 0              | 0         | 1      | 0    | 0                 | 0     | 1                |
| 18 | MAURICIO          | 3                     | 2                     | 67%                     | 0              | 0                       | 0             | 0              | 0              | 2             | 1              | 0             | 0              | 3         | 0      | 0    | 3                 | 0     | 0                |
| 32 | Emiliano MARTINEZ | 2                     | 1                     | 50%                     | 0              | 0                       | 0             | 0              | 0              | 2             | 0              | 0             | 0              | 1         | 0      | 1    | 2                 | 0     | 0                |
| 42 | Jose Manuel LOPEZ | 1                     | 1                     | 100%                    | 0              | 0                       | 0             | 0              | 0              | 1             | 0              | 0             | 0              | 0         | 0      | 1    | 1                 | 0     | 0                |

Line Breaks



|    |                          |                       |                       |                         | 4 Units        |                         |               |                | 3 Units        |               |                | 2 Units       |                | Direction |        |      | Distribution Type |       |                  |
|----|--------------------------|-----------------------|-----------------------|-------------------------|----------------|-------------------------|---------------|----------------|----------------|---------------|----------------|---------------|----------------|-----------|--------|------|-------------------|-------|------------------|
| #  | Player                   | Line Breaks Attempted | Line Breaks Completed | Line Break Completion % | Attacking Line | Attacking Midfield Line | Midfield Line | Defensive Line | Attacking Line | Midfield Line | Defensive Line | Midfield Line | Defensive Line | Through   | Around | Over | Pass              | Cross | Ball Progression |
| 1  | MOHAMED ELSHENAWY        | 8                     | 6                     | 75%                     | 1              | 1                       | 1             | 0              | 4              | 0             | 1              | 0             | 0              | 1         | 3      | 4    | 8                 | 0     | 0                |
| 5  | Mohamed Ali BEN ROMDHANE | 12                    | 9                     | 75%                     | 0              | 0                       | 0             | 0              | 0              | 3             | 0              | 6             | 3              | 4         | 6      | 2    | 11                | 1     | 0                |
| 6  | YASSER IBRAHIM           | 16                    | 15                    | 94%                     | 0              | 3                       | 0             | 0              | 9              | 1             | 1              | 2             | 0              | 5         | 10     | 1    | 16                | 0     | 0                |
| 7  | TREZEGUET                | 5                     | 3                     | 60%                     | 0              | 0                       | 0             | 1              | 0              | 1             | 1              | 0             | 2              | 1         | 2      | 2    | 4                 | 1     | 0                |
| 8  | HAMDY FATHY              | 6                     | 4                     | 67%                     | 0              | 0                       | 0             | 0              | 1              | 2             | 2              | 1             | 0              | 2         | 2      | 2    | 5                 | 0     | 1                |
| 9  | WESSAM ABOU ALI          | 1                     | 1                     | 100%                    | 0              | 0                       | 0             | 0              | 0              | 0             | 0              | 0             | 1              | 1         | 0      | 0    | 1                 | 0     | 0                |
| 13 | MARAWAN ATTIA            | 21                    | 18                    | 86%                     | 0              | 0                       | 0             | 0              | 9              | 6             | 1              | 4             | 1              | 9         | 9      | 3    | 20                | 0     | 1                |
| 15 | Achraf DARI              | 7                     | 4                     | 57%                     | 0              | 0                       | 0             | 0              | 2              | 1             | 2              | 2             | 0              | 1         | 3      | 3    | 7                 | 0     | 0                |
| 25 | ZIZO                     | 12                    | 6                     | 50%                     | 0              | 0                       | 0             | 0              | 1              | 1             | 0              | 6             | 4              | 3         | 5      | 4    | 10                | 2     | 0                |
| 30 | MOHAMED HANY             | 4                     | 2                     | 50%                     | 0              | 1                       | 0             | 0              | 1              | 1             | 0              | 1             | 0              | 1         | 0      | 3    | 4                 | 0     | 0                |
| 54 | Yahya ATTIAAT-ALLAH      | 13                    | 12                    | 92%                     | 0              | 0                       | 1             | 0              | 6              | 0             | 0              | 6             | 0              | 1         | 9      | 3    | 12                | 0     | 1                |
| 4  | AHMED RAMADAN            | 7                     | 7                     | 100%                    | 1              | 0                       | 0             | 0              | 4              | 0             | 0              | 2             | 0              | 3         | 4      | 0    | 6                 | 0     | 1                |
| 10 | Nejc GRADISAR            | 2                     | 0                     | 0%                      | 0              | 0                       | 0             | 0              | 0              | 1             | 0              | 0             | 1              | 0         | 0      | 2    | 1                 | 1     | 0                |
| 14 | HUSSEIN ELSHAHAT         | 3                     | 2                     | 67%                     | 0              | 0                       | 0             | 0              | 0              | 2             | 1              | 0             | 0              | 2         | 1      | 0    | 3                 | 0     | 0                |
| 17 | Achraf BENCHARKI         | 1                     | 1                     | 100%                    | 0              | 0                       | 0             | 0              | 0              | 1             | 0              | 0             | 0              | 1         | 0      | 0    | 1                 | 0     | 0                |
| 19 | MOHAMED AFSHA            | 8                     | 6                     | 75%                     | 0              | 0                       | 0             | 1              | 3              | 1             | 1              | 2             | 0              | 3         | 4      | 1    | 8                 | 0     | 0                |

Passing Networks



| #  | Passes From ↓ to → | WEVERTON | Agustin GIAY | Anibal MORENO | Richard RIOS | VITOR ROQUE | Gustavo GOMEZ | Facundo TORRES | Joaquin PIQUEREZ | RAPHAEL VEIGA | MURILO | ESTEVAO | VANDERLAN | PAULINHO | MAURICIO | Emiliano MARTINEZ | Jose Manuel LOPEZ |
|----|--------------------|----------|--------------|---------------|--------------|-------------|---------------|----------------|------------------|---------------|--------|---------|-----------|----------|----------|-------------------|-------------------|
| 21 | WEVERTON           |          | 1            | 0             | 0            | 0           | 3             | 0              | 2                | 0             | 2      | 0       | 1         | 1        | 0        | 0                 | 2                 |
| 4  | Agustin GIAY       | 0        |              | 1             | 1            | 0           | 7             | 0              | 1                | 3             | 3      | 1       | 0         | 1        | 1        | 0                 | 0                 |
| 5  | Anibal MORENO      | 0        | 1            |               | 1            | 0           | 2             | 2              | 3                | 0             | 2      | 1       | 0         | 0        | 0        | 0                 | 0                 |
| 8  | Richard RIOS       | 0        | 4            | 2             |              | 0           | 1             | 1              | 1                | 1             | 1      | 1       | 0         | 1        | 1        | 0                 | 1                 |
| 9  | VITOR ROQUE        | 0        | 0            | 1             | 0            |             | 0             | 0              | 2                | 0             | 0      | 1       | 0         | 0        | 0        | 0                 | 0                 |
| 15 | Gustavo GOMEZ      | 1        | 9            | 2             | 1            | 2           |               | 0              | 0                | 0             | 3      | 0       | 0         | 0        | 1        | 0                 | 0                 |
| 17 | Facundo TORRES     | 0        | 0            | 1             | 0            | 3           | 0             |                | 11               | 0             | 1      | 1       | 0         | 0        | 0        | 0                 | 1                 |
| 22 | Joaquin PIQUEREZ   | 3        | 1            | 2             | 0            | 1           | 2             | 10             |                  | 0             | 1      | 1       | 1         | 0        | 1        | 0                 | 0                 |
| 23 | RAPHAEL VEIGA      | 0        | 2            | 0             | 1            | 0           | 1             | 1              | 0                |               | 0      | 0       | 0         | 0        | 0        | 0                 | 0                 |
| 26 | MURILO             | 2        | 0            | 2             | 1            | 0           | 5             | 3              | 7                | 0             |        | 0       | 0         | 0        | 1        | 1                 | 1                 |
| 41 | ESTEVAO            | 0        | 2            | 0             | 2            | 0           | 0             | 1              | 0                | 0             | 1      |         | 0         | 0        | 0        | 0                 | 1                 |
| 6  | VANDERLAN          | 0        | 0            | 0             | 0            | 0           | 0             | 0              | 1                | 0             | 0      | 0       |           | 0        | 1        | 1                 | 0                 |
| 10 | PAULINHO           | 0        | 2            | 0             | 0            | 0           | 0             | 0              | 0                | 0             | 0      | 0       | 0         |          | 0        | 1                 | 0                 |
| 18 | MAURICIO           | 0        | 0            | 0             | 1            | 0           | 0             | 2              | 0                | 0             | 0      | 1       | 1         | 1        |          | 1                 | 3                 |
| 32 | Emiliano MARTINEZ  | 0        | 0            | 0             | 1            | 0           | 0             | 1              | 0                | 0             | 1      | 0       | 0         | 0        | 1        |                   | 0                 |
| 42 | Jose Manuel LOPEZ  | 0        | 0            | 0             | 1            | 0           | 0             | 1              | 0                | 0             | 0      | 0       | 2         | 1        | 1        | 0                 |                   |

| Top 5 Player to Player Passers |                  |                        |
|--------------------------------|------------------|------------------------|
| Player                         | Passed To        | % of Total Team Passes |
| Facundo TORRES                 | Joaquin PIQUEREZ | 6%                     |
| Joaquin PIQUEREZ               | Facundo TORRES   | 5.5%                   |
| Gustavo GOMEZ                  | Agustin GIAY     | 4.9%                   |
| Agustin GIAY                   | Gustavo GOMEZ    | 3.8%                   |

|        |                  |      |
|--------|------------------|------|
| MURILO | Joaquin PIQUEREZ | 3.8% |
|--------|------------------|------|

Passing Networks

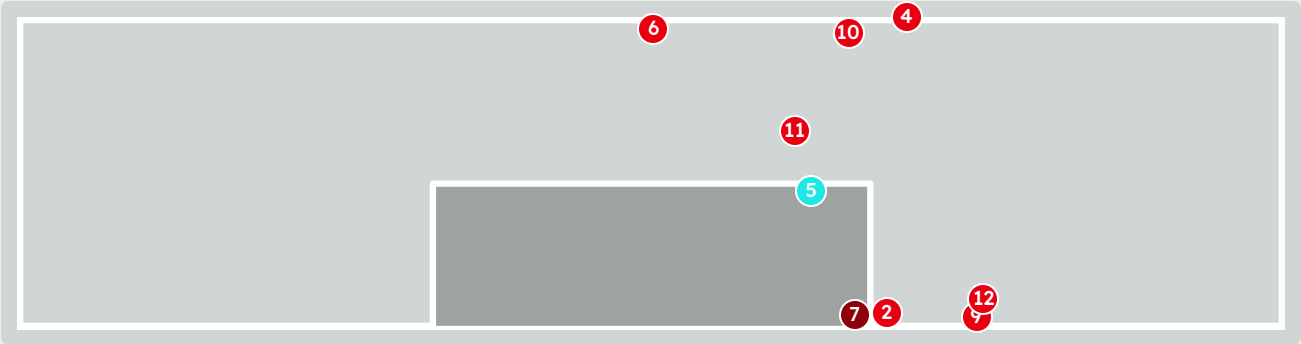
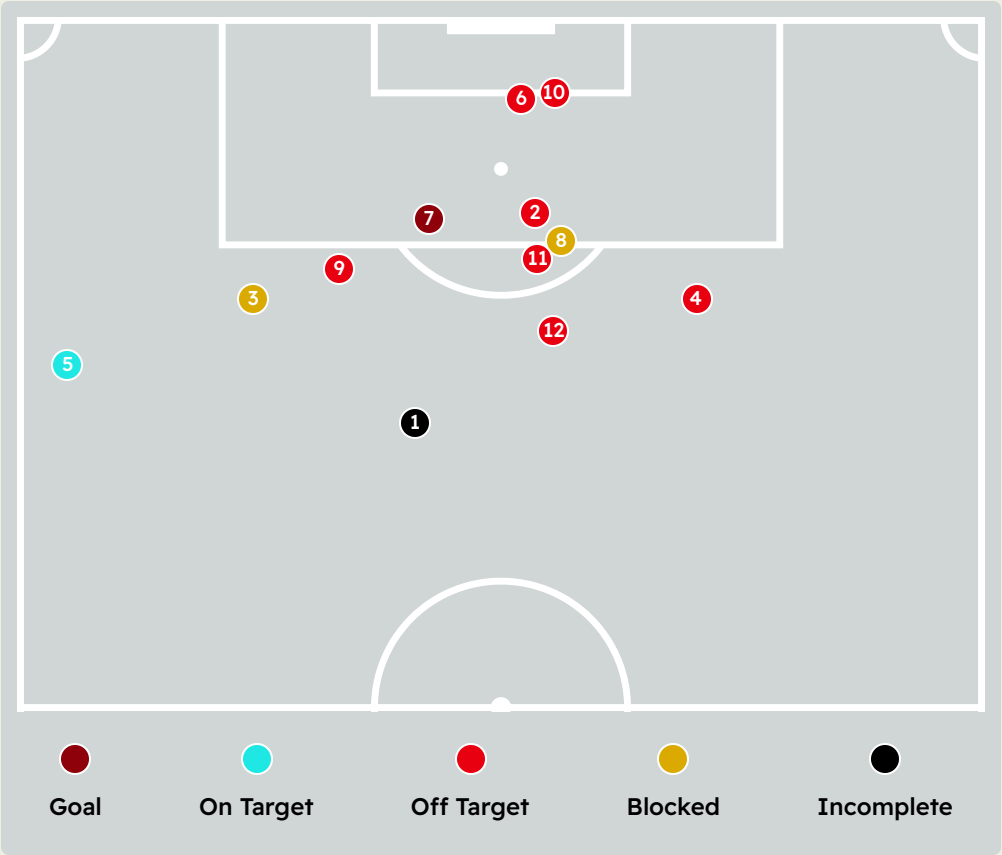


| #  | Passes From ↓ to →       | MOHAMED<br>ELSHENAWY | Mohamed<br>Ali BEN<br>ROMDHANE | YASSER<br>IBRAHIM | TREZEGUET | HAMDY<br>FATHY | WESSAM<br>ABOU ALI | MARAWAN<br>ATTIA | Achraf<br>DARI | ZIZO | MOHAMED<br>HANY | Yahya<br>ATTIAT-<br>ALLAH | AHMED<br>RAMADAN | Nejc<br>GRADISAR | HUSSEIN<br>ELSHAHAT | Achraf<br>BENCHARKI | MOHAMED<br>AFSHA |
|----|--------------------------|----------------------|--------------------------------|-------------------|-----------|----------------|--------------------|------------------|----------------|------|-----------------|---------------------------|------------------|------------------|---------------------|---------------------|------------------|
| 1  | MOHAMED ELSHENAWY        |                      | 3                              | 6                 | 0         | 2              | 0                  | 1                | 5              | 0    | 3               | 2                         | 2                | 0                | 1                   | 0                   | 0                |
| 5  | Mohamed Ali BEN ROMDHANE | 0                    |                                | 4                 | 5         | 1              | 0                  | 5                | 0              | 1    | 2               | 8                         | 2                | 2                | 0                   | 3                   | 4                |
| 6  | YASSER IBRAHIM           | 7                    | 5                              |                   | 6         | 4              | 1                  | 22               | 11             | 1    | 1               | 10                        | 3                | 0                | 0                   | 0                   | 2                |
| 7  | TREZEGUET                | 0                    | 0                              | 2                 |           | 0              | 1                  | 7                | 0              | 2    | 0               | 3                         | 0                | 0                | 0                   | 0                   | 0                |
| 8  | HAMDY FATHY              | 1                    | 2                              | 1                 | 3         |                | 0                  | 4                | 3              | 1    | 4               | 0                         | 0                | 0                | 0                   | 0                   | 0                |
| 9  | WESSAM ABOU ALI          | 0                    | 1                              | 0                 | 2         | 0              |                    | 0                | 0              | 1    | 1               | 1                         | 0                | 0                | 0                   | 0                   | 0                |
| 13 | MARAWAN ATTIA            | 0                    | 10                             | 11                | 2         | 2              | 1                  |                  | 9              | 11   | 3               | 4                         | 6                | 2                | 0                   | 1                   | 4                |
| 15 | Achraf DARI              | 1                    | 1                              | 13                | 0         | 8              | 1                  | 5                |                | 2    | 4               | 0                         | 0                | 0                | 0                   | 0                   | 0                |
| 25 | ZIZO                     | 1                    | 2                              | 2                 | 2         | 3              | 0                  | 2                | 2              |      | 2               | 1                         | 0                | 3                | 0                   | 0                   | 2                |
| 30 | MOHAMED HANY             | 1                    | 1                              | 4                 | 0         | 1              | 2                  | 4                | 6              | 3    |                 | 0                         | 1                | 0                | 0                   | 0                   | 2                |
| 54 | Yahya ATTIAT-ALLAH       | 0                    | 7                              | 8                 | 0         | 2              | 2                  | 6                | 0              | 2    | 0               |                           | 0                | 2                | 0                   | 5                   | 3                |
| 4  | AHMED RAMADAN            | 0                    | 1                              | 3                 | 0         | 0              | 0                  | 3                | 0              | 0    | 2               | 1                         |                  | 2                | 0                   | 0                   | 2                |
| 10 | Nejc GRADISAR            | 0                    | 1                              | 0                 | 0         | 0              | 0                  | 0                | 0              | 0    | 1               | 1                         | 0                |                  | 2                   | 2                   | 2                |
| 14 | HUSSEIN ELSHAHAT         | 0                    | 0                              | 0                 | 0         | 0              | 0                  | 0                | 0              | 0    | 0               | 0                         | 0                | 0                |                     | 3                   | 0                |
| 17 | Achraf BENCHARKI         | 0                    | 5                              | 3                 | 0         | 0              | 0                  | 1                | 0              | 0    | 0               | 1                         | 0                | 2                | 2                   |                     | 2                |
| 19 | MOHAMED AFSHA            | 0                    | 2                              | 1                 | 0         | 0              | 0                  | 5                | 0              | 8    | 0               | 1                         | 0                | 0                | 1                   | 1                   |                  |

| Top 5 Player to Player Passers |                |                        |
|--------------------------------|----------------|------------------------|
| Player                         | Passed To      | % of Total Team Passes |
| YASSER IBRAHIM                 | MARAWAN ATTIA  | 5.2%                   |
| Achraf DARI                    | YASSER IBRAHIM | 3.1%                   |
| YASSER IBRAHIM                 | Achraf DARI    | 2.6%                   |
| MARAWAN ATTIA                  | YASSER IBRAHIM | 2.6%                   |

|               |      |      |
|---------------|------|------|
| MARAWAN ATTIA | ZIZO | 2.6% |
|---------------|------|------|

# Attempts at Goal




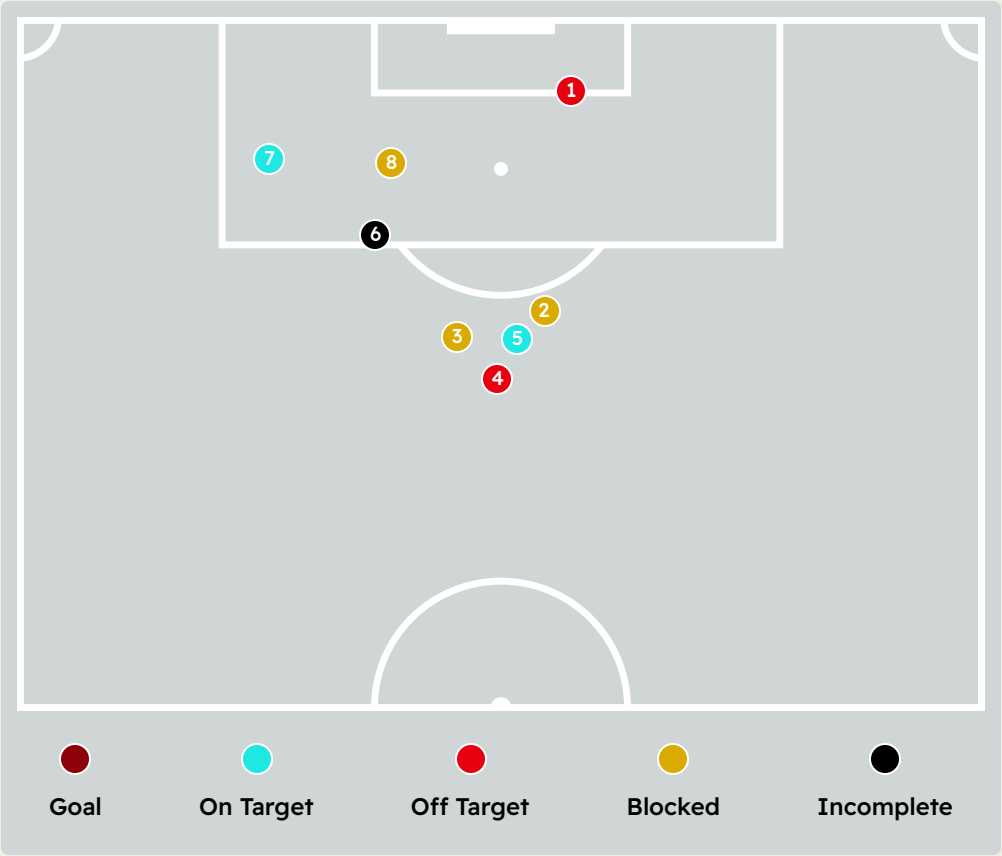
| Key | Outcome    | Shots |
|-----|------------|-------|
| ●   | Goals      | 1     |
| ●   | On Target  | 1     |
| ●   | Off Target | 7     |
| ●   | Blocked    | 2     |
| ●   | Incomplete | 1     |

Attempts at Goal



| Time | Player               | Outcome                      | Body Part  | Delivery Type |
|------|----------------------|------------------------------|------------|---------------|
| 17   | 22 Joaquin PIQUEREZ  | Incomplete - Defensive Event | Left Foot  | Loose Ball    |
| 17   | 41 ESTEVAO           | Off Target                   | Left Foot  | Pass          |
| 45   | 9 VITOR ROQUE        | Incomplete - Blocked         | Right Foot | Pass          |
| 51   | 41 ESTEVAO           | Off Target                   | Left Foot  | Pass          |
| 54   | 5 Anibal MORENO      | On Target                    | Right Foot | Freekick      |
| 55   | 42 Jose Manuel LOPEZ | Off Target                   | Head       | Corner        |
| 58   | 42 Jose Manuel LOPEZ | On Target - Goal             | Left Foot  | Pass          |
| 64   | 18 MAURICIO          | Incomplete - Blocked         | Right Foot | Pass          |
| 68   | 17 Facundo TORRES    | Off Target                   | Left Foot  | Pass          |
| 70   | 42 Jose Manuel LOPEZ | Off Target                   | Head       | Other         |
| 86   | 6 VANDERLAN          | Off Target                   | Left Foot  | Pass          |
| 94   | 18 MAURICIO          | Off Target                   | Left Foot  | Loose Ball    |

# Attempts at Goal



| Key | Outcome    | Shots |
|-----|------------|-------|
|     | Goals      | 0     |
|     | On Target  | 2     |
|     | Off Target | 2     |
|     | Blocked    | 3     |
|     | Incomplete | 1     |

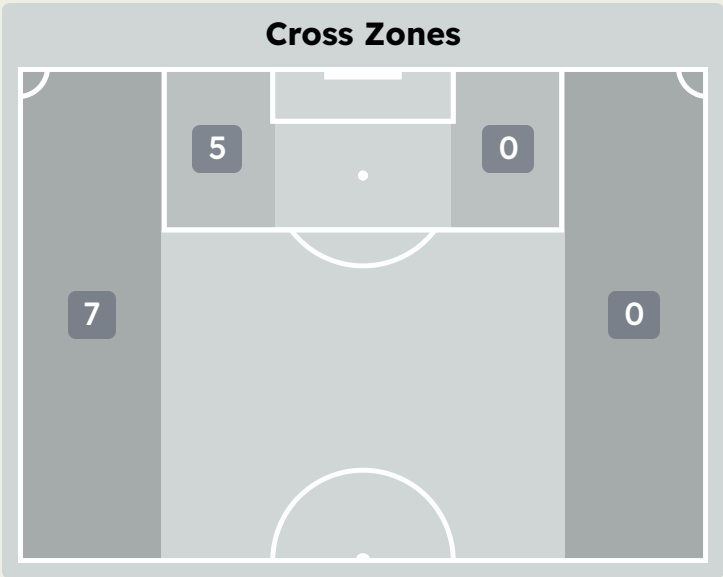
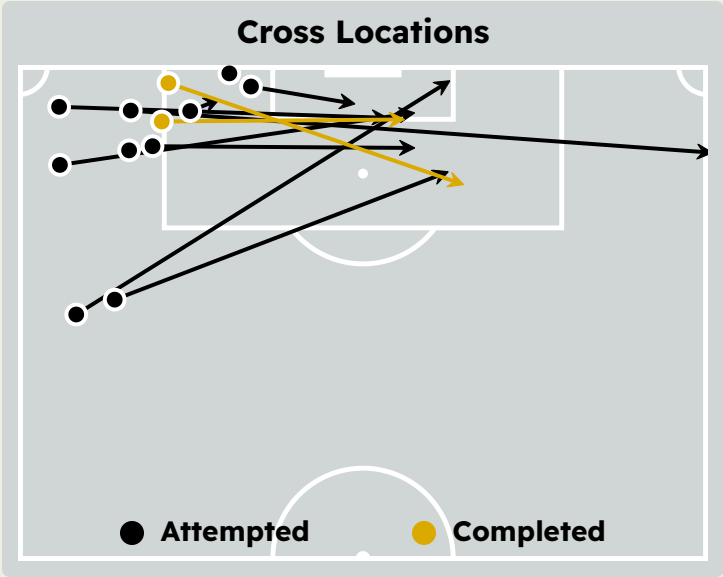


Attempts at Goal

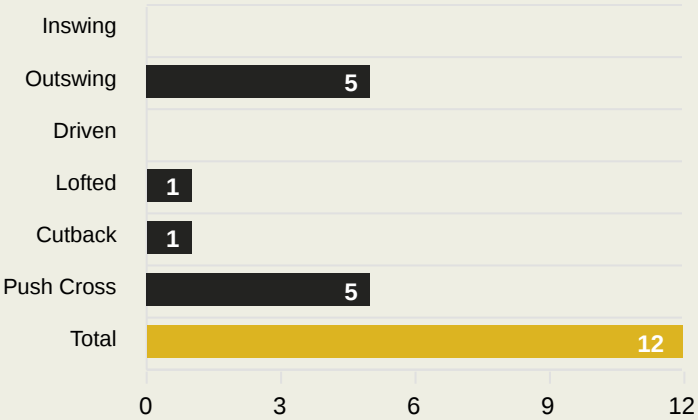


| Time | Player              | Outcome                                | Body Part  | Delivery Type |
|------|---------------------|--|------------|---------------|
| 5    | 9 WESSAM ABOU ALI   | Off Target                             | Head       | Corner        |
| 10   | 8 HAMDY FATHY       | Incomplete - Blocked                   | Right Foot | Loose Ball    |
| 11   | 9 WESSAM ABOU ALI   | Incomplete - Blocked                   | Right Foot | Pass          |
| 42   | 13 MARAWAN ATTIA    | Deflected Off Target - Defensive Event | Right Foot | Pass          |
| 84   | 19 MOHAMED AFSHA    | On Target - Saved                      | Right Foot | Pass          |
| 90   | 14 HUSSEIN ELSHAHAT | Incomplete                             | Left Foot  | Pass          |
| 91   | 17 Achraf BENCHARKI | On Target                              | Right Foot | Pass          |
| 94   | 14 HUSSEIN ELSHAHAT | Incomplete - Blocked                   | Left Foot  | Pass          |

Crosses (Open Play)



Delivery Type



Attempted

12

Completed

2

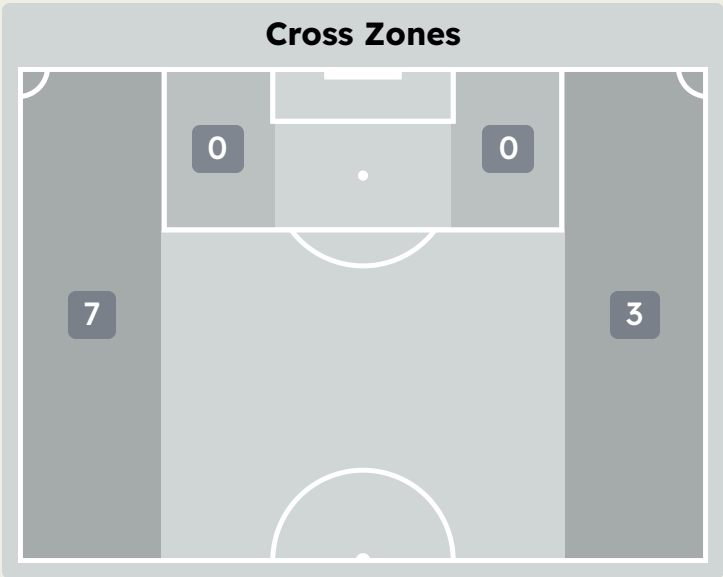
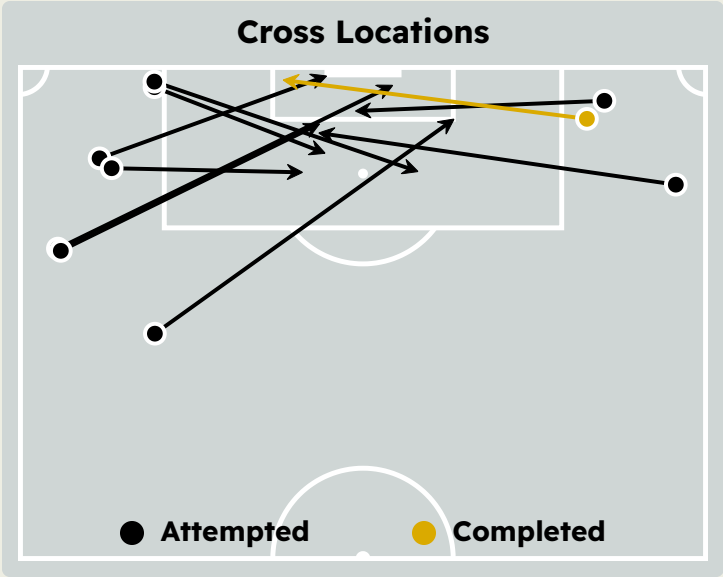
Most Crosses Attempted

4

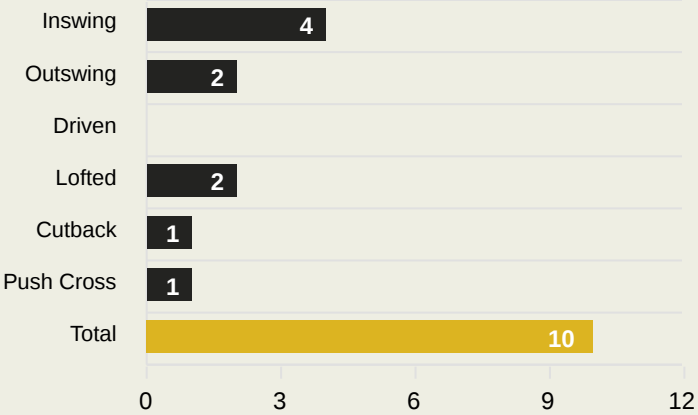
Joaquin PIQUEREZ  
LEFT MIDFIELD

| #  | Player            | Inswing | Outswing | Driven | Lofted | Cutback | Push Cross | Total Attempted |
|----|-------------------|---------|----------|--------|--------|---------|------------|-----------------|
| 21 | WEVERTON          | 0       | 0        | 0      | 0      | 0       | 0          | 0               |
| 4  | Agustin GIAY      | 0       | 0        | 0      | 0      | 0       | 0          | 0               |
| 5  | Anibal MORENO     | 0       | 0        | 0      | 0      | 0       | 0          | 0               |
| 8  | Richard RIOS      | 0       | 0        | 0      | 1      | 0       | 0          | 1               |
| 9  | VITOR ROQUE       | 0       | 0        | 0      | 0      | 0       | 1          | 1               |
| 15 | Gustavo GOMEZ     | 0       | 0        | 0      | 0      | 0       | 0          | 0               |
| 17 | Facundo TORRES    | 0       | 2        | 0      | 0      | 0       | 1          | 3               |
| 22 | Joaquin PIQUEREZ  | 0       | 3        | 0      | 0      | 0       | 1          | 4               |
| 23 | RAPHAEL VEIGA     | 0       | 0        | 0      | 0      | 0       | 0          | 0               |
| 26 | MURILO            | 0       | 0        | 0      | 0      | 0       | 0          | 0               |
| 41 | ESTEVAO           | 0       | 0        | 0      | 0      | 1       | 1          | 2               |
| 6  | VANDERLAN         | 0       | 0        | 0      | 0      | 0       | 0          | 0               |
| 10 | PAULINHO          | 0       | 0        | 0      | 0      | 0       | 0          | 0               |
| 18 | MAURICIO          | 0       | 0        | 0      | 0      | 0       | 0          | 0               |
| 32 | Emiliano MARTINEZ | 0       | 0        | 0      | 0      | 0       | 0          | 0               |
| 42 | Jose Manuel LOPEZ | 0       | 0        | 0      | 0      | 0       | 1          | 1               |

# Crosses (Open Play)



## Delivery Type



Attempted

10

Completed

1

Most Crosses Attempted

2

ZIZO  
RIGHT WINGER

| #  | Player                   | Inswing | Outswing | Driven | Lofted | Cutback | Push Cross | Total Attempted |
|----|--------------------------|---------|----------|--------|--------|---------|------------|-----------------|
| 1  | MOHAMED ELSHENAWY        | 0       | 0        | 0      | 0      | 0       | 0          | 0               |
| 5  | Mohamed Ali BEN ROMDHANE | 0       | 1        | 0      | 0      | 0       | 0          | 1               |
| 6  | YASSER IBRAHIM           | 0       | 0        | 0      | 0      | 0       | 0          | 0               |
| 7  | TREZEGUET                | 1       | 0        | 0      | 0      | 1       | 0          | 2               |
| 8  | HAMDY FATHY              | 0       | 1        | 0      | 0      | 0       | 0          | 1               |
| 9  | WESSAM ABOU ALI          | 0       | 0        | 0      | 0      | 0       | 0          | 0               |
| 13 | MARAWAN ATTIA            | 1       | 0        | 0      | 0      | 0       | 0          | 1               |
| 15 | Achraf DARI              | 0       | 0        | 0      | 0      | 0       | 0          | 0               |
| 25 | ZIZO                     | 1       | 0        | 0      | 1      | 0       | 0          | 2               |
| 30 | MOHAMED HANY             | 0       | 0        | 0      | 0      | 0       | 0          | 0               |
| 54 | Yahya ATTIAT-ALLAH       | 0       | 0        | 0      | 1      | 0       | 0          | 1               |
| 4  | AHMED RAMADAN            | 0       | 0        | 0      | 0      | 0       | 0          | 0               |
| 10 | Nejc GRADISAR            | 1       | 0        | 0      | 0      | 0       | 1          | 2               |
| 14 | HUSSEIN ELSHAHAT         | 0       | 0        | 0      | 0      | 0       | 0          | 0               |
| 17 | Achraf BENCHARKI         | 0       | 0        | 0      | 0      | 0       | 0          | 0               |
| 19 | MOHAMED AFSHA            | 0       | 0        | 0      | 0      | 0       | 0          | 0               |

# Offering to Receive



271

Total Offers Made

89

Total Offers Received

Most Offers

50

Facundo TORRES

LEFT WINGER

129

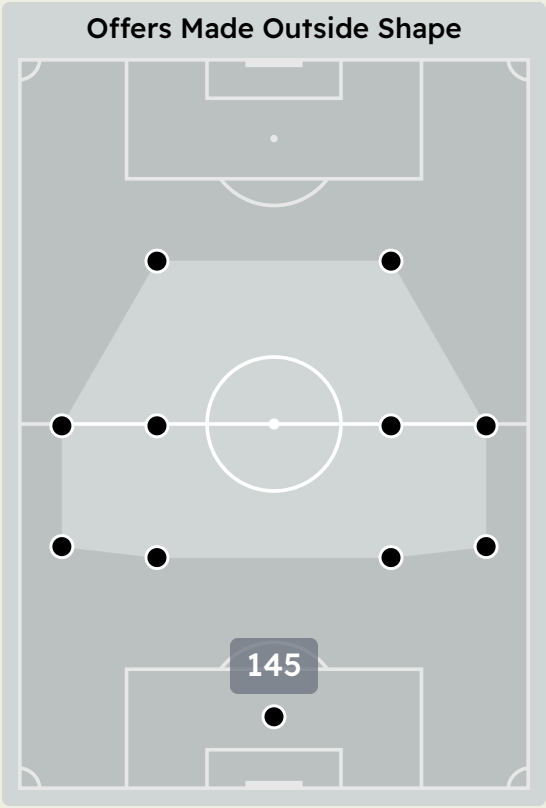
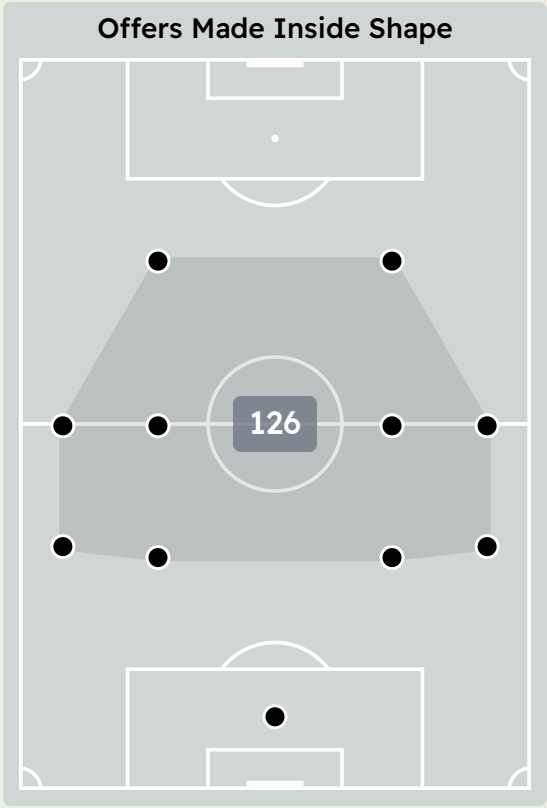
Offers Made in Final Third

112

Offers Made in Middle Third

30

Offers Made in Defensive Third



| #  | Player            | Offers Made | Offers Received | % Made & Received |
|----|-------------------|-------------|-----------------|-------------------|
| 21 | WEVERTON          | 3           | 2               | 66.7%             |
| 4  | Agustin GIAY      | 9           | 5               | 55.6%             |
| 5  | Anibal MORENO     | 11          | 4               | 36.4%             |
| 8  | Richard RIOS      | 35          | 9               | 25.7%             |
| 9  | VITOR ROQUE       | 16          | 4               | 25%               |
| 15 | Gustavo GOMEZ     | 5           | 3               | 60%               |
| 17 | Facundo TORRES    | 50          | 18              | 36%               |
| 22 | Joaquin PIQUEREZ  | 33          | 19              | 57.6%             |
| 23 | RAPHAEL VEIGA     | 16          | 2               | 12.5%             |
| 26 | MURILO            | 6           | 3               | 50%               |
| 41 | ESTEVAO           | 27          | 6               | 22.2%             |
| 6  | VANDERLAN         | 5           | 1               | 20%               |
| 10 | PAULINHO          | 14          | 1               | 7.1%              |
| 18 | MAURICIO          | 20          | 7               | 35%               |
| 32 | Emiliano MARTINEZ | 3           | 2               | 66.7%             |
| 42 | Jose Manuel LOPEZ | 18          | 3               | 16.7%             |

# Offering to Receive



419

Total Offers Made

146

Total Offers Received

Most Offers

62

ZIZO

RIGHT WINGER

159

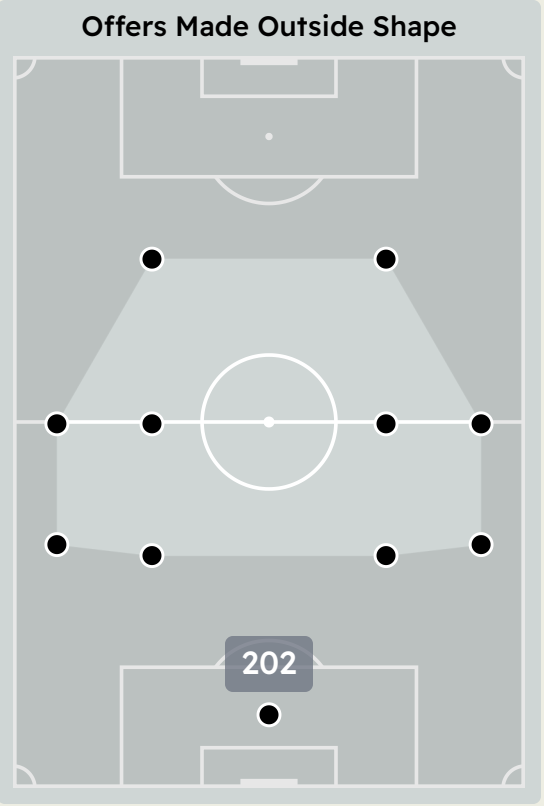
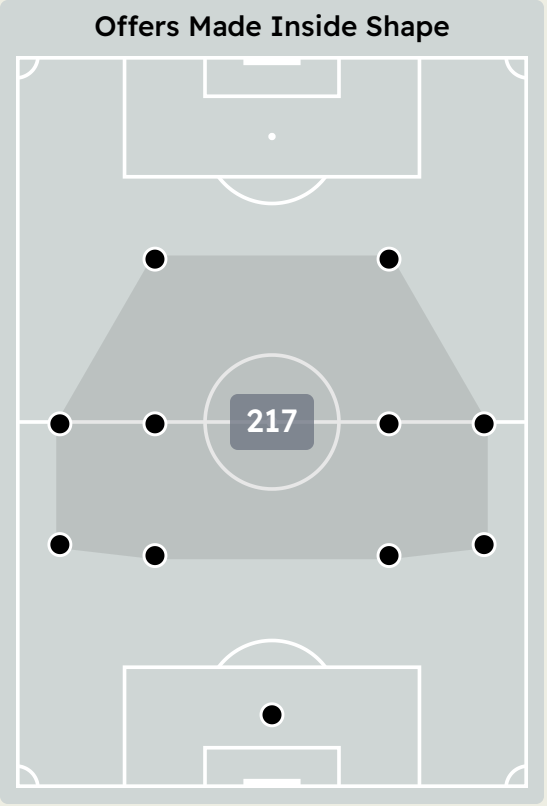
Offers Made in Final Third

188

Offers Made in Middle Third

72

Offers Made in Defensive Third



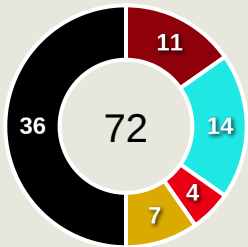
| #  | Player                   | Offers Made | Offers Received | % Made & Received |
|----|--------------------------|-------------|-----------------|-------------------|
| 1  | MOHAMED ELSHENAWY        | 20          | 5               | 25%               |
| 5  | Mohamed Ali BEN ROMDHANE | 42          | 15              | 35.7%             |
| 6  | YASSER IBRAHIM           | 26          | 11              | 42.3%             |
| 7  | TREZEGUET                | 28          | 11              | 39.3%             |
| 8  | HAMDY FATHY              | 24          | 5               | 20.8%             |
| 9  | WESSAM ABOU ALI          | 33          | 8               | 24.2%             |
| 13 | MARAWAN ATTIA            | 49          | 24              | 49%               |
| 15 | Achraf DARI              | 7           | 4               | 57.1%             |
| 25 | ZIZO                     | 62          | 21              | 33.9%             |
| 30 | MOHAMED HANY             | 20          | 6               | 30%               |
| 54 | Yahya ATIAT-ALLAH        | 29          | 12              | 41.4%             |
| 4  | AHMED RAMADAN            | 8           | 4               | 50%               |
| 10 | Nejc GRADISAR            | 27          | 8               | 29.6%             |
| 14 | HUSSEIN ELSHAHAT         | 0           | 0               | 0%                |
| 17 | Achraf BENCHARKI         | 16          | 5               | 31.2%             |
| 19 | MOHAMED AFSHA            | 28          | 7               | 25%               |

# Movement to Receive

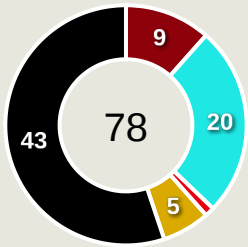


Movement Types by Phase

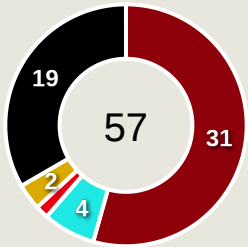
Final Third Phase



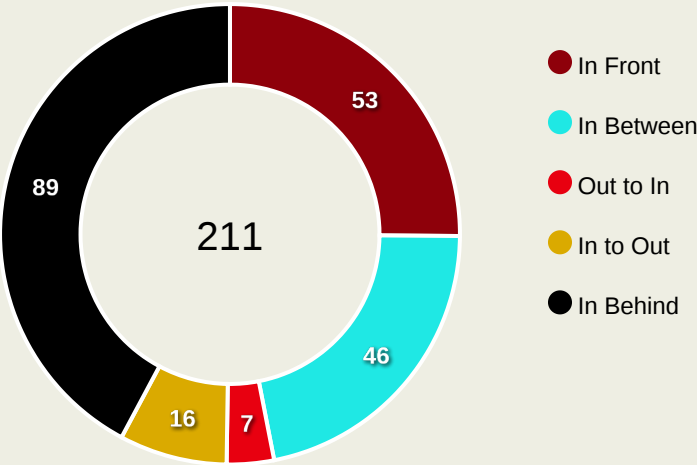
Progression Phase



Build Up Phase



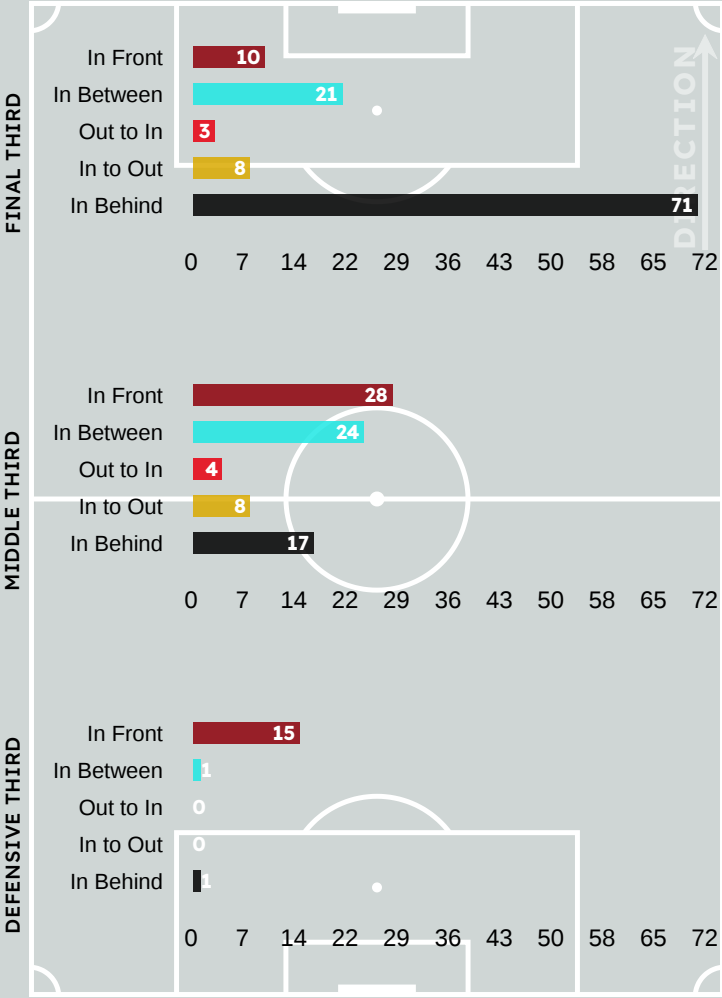
All Movement Types



Top Ranked Players

| Type       | Player            | Movements |
|------------|-------------------|-----------|
| In Front   | 8 Richard RIOS    | 13        |
| In Between | 8 Richard RIOS    | 12        |
| Out to In  | 17 Facundo TORRES | 4         |
| In to Out  | 18 MAURICIO       | 5         |
| In Behind  | 17 Facundo TORRES | 21        |

Movement Types Pitch Third

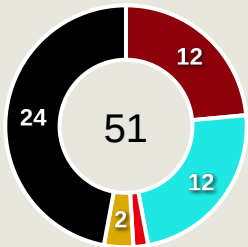


# Movement to Receive

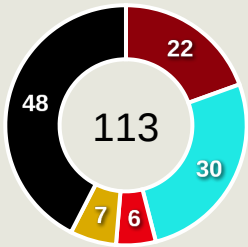


Movement Types by Phase

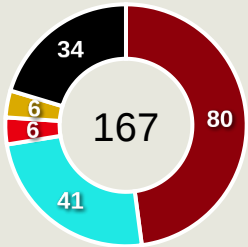
Final Third Phase



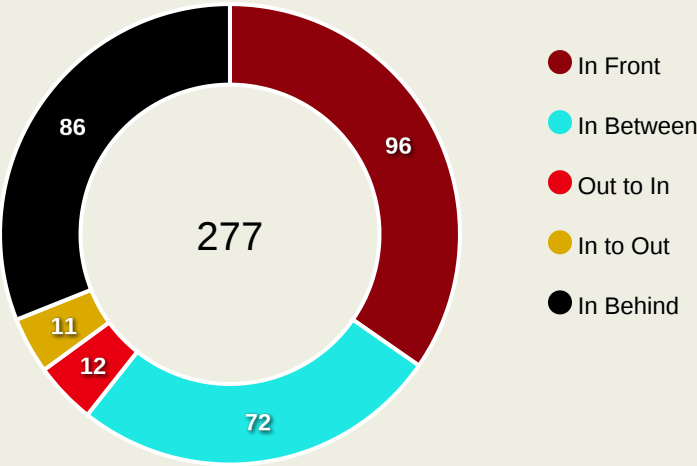
Progression Phase



Build Up Phase



All Movement Types

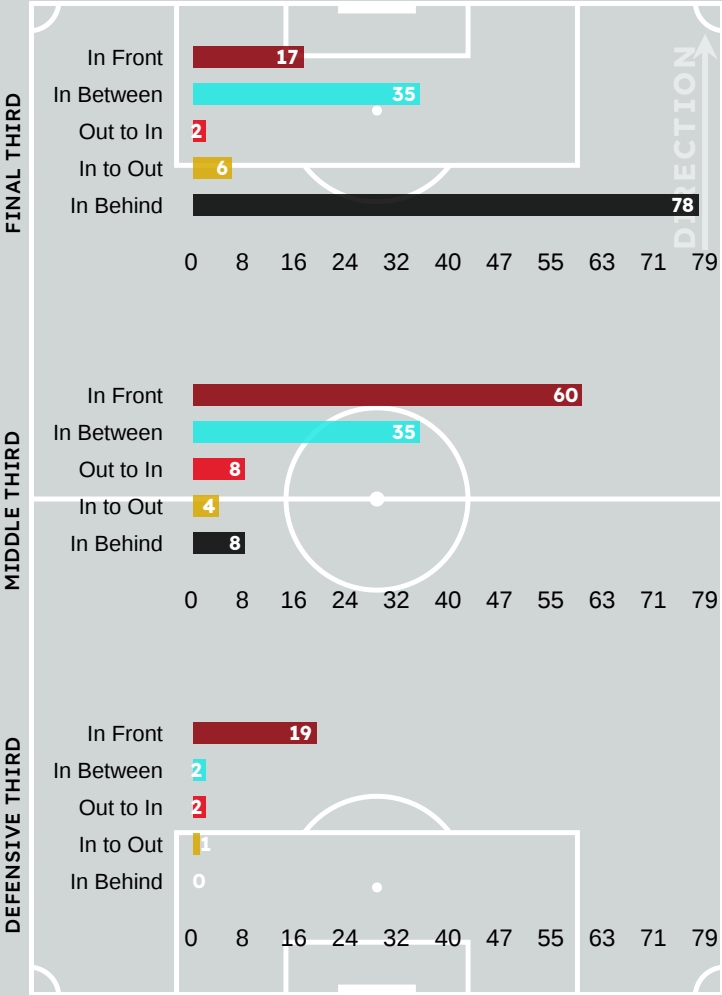


- In Front
- In Between
- Out to In
- In to Out
- In Behind

Top Ranked Players

| Type       | Player                     | Movements |
|------------|----------------------------|-----------|
| In Front   | 5 Mohamed Ali BEN ROMDHANE | 18        |
| In Between | 9 WESSAM ABOU ALI          | 17        |
| Out to In  | 17 Achraf BENCHARKI        | 4         |
| In to Out  | 9 WESSAM ABOU ALI          | 3         |
| In Behind  | 7 TREZEGUET                | 16        |

Movement Types Pitch Third





# OUT OF POSSESSION



**Palmeiras v Al Ahly FC**



Defensive Actions

46

Forced Turnovers

41

Possession Regained

7

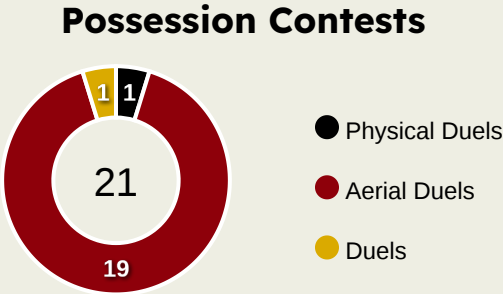
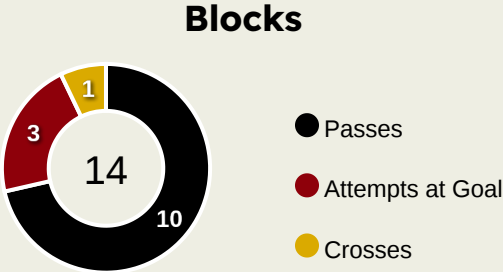
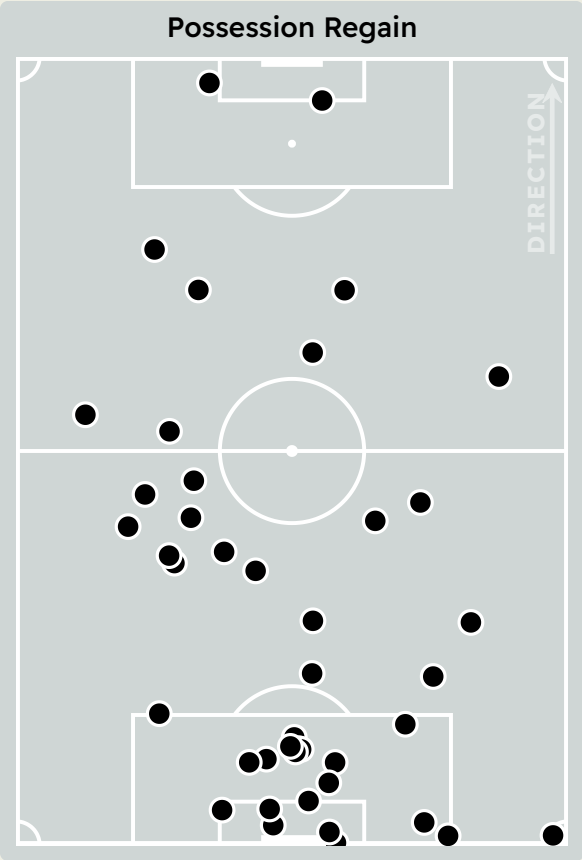
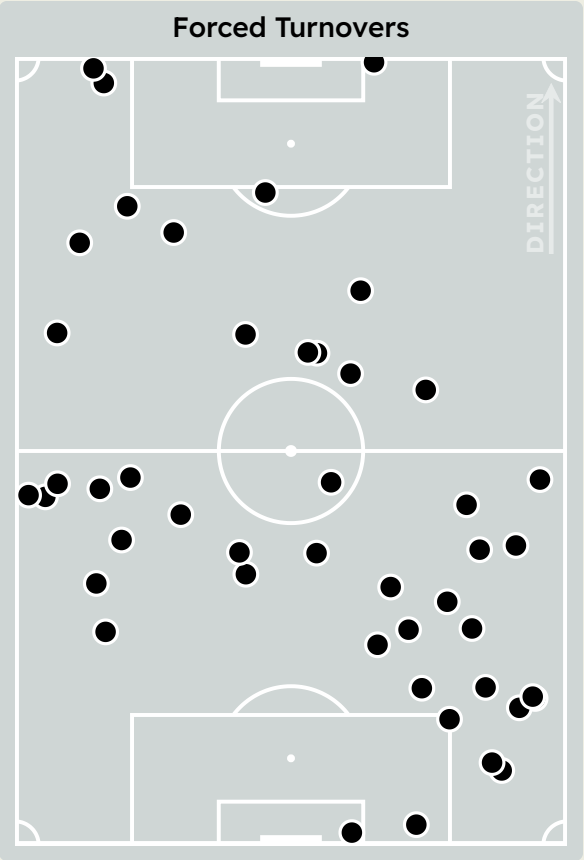
Interceptions

22

Tackles

3.8

Possession Actions / Defensive Action



Most Possession Regains

9

**Richard RIOS**  
RIGHT CENTRE MIDFIELD



| #  | Player            | Total Possession Regains |
|----|-------------------|--------------------------|
| 21 | WEVERTON          | 8                        |
| 4  | Agustin GIAY      | 4                        |
| 5  | Anibal MORENO     | 5                        |
| 8  | Richard RIOS      | 9                        |
| 9  | VITOR ROQUE       | 0                        |
| 15 | Gustavo GOMEZ     | 1                        |
| 17 | Facundo TORRES    | 2                        |
| 22 | Joaquin PIQUEREZ  | 3                        |
| 23 | RAPHAEL VEIGA     | 2                        |
| 26 | MURILO            | 3                        |
| 41 | ESTEVAO           | 0                        |
| 6  | VANDERLAN         | 0                        |
| 10 | PAULINHO          | 0                        |
| 18 | MAURICIO          | 2                        |
| 32 | Emiliano MARTINEZ | 1                        |
| 42 | Jose Manuel LOPEZ | 1                        |

Defensive Actions

32

Forced Turnovers

37

Possession Regained

5

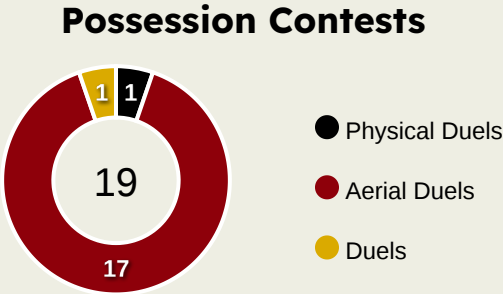
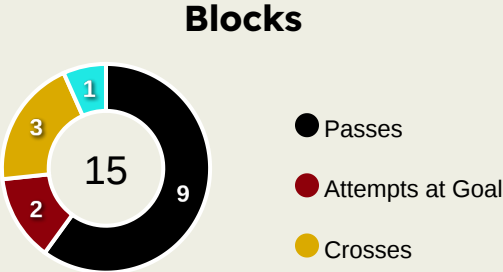
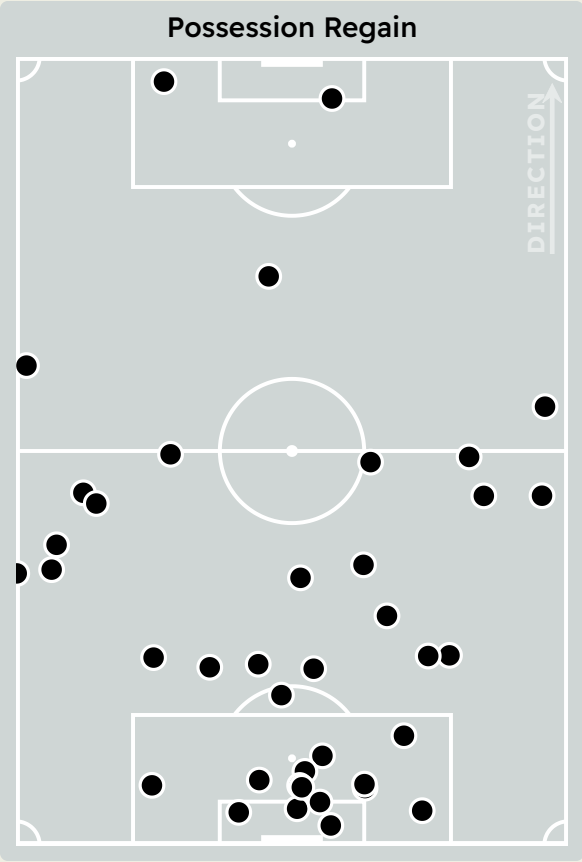
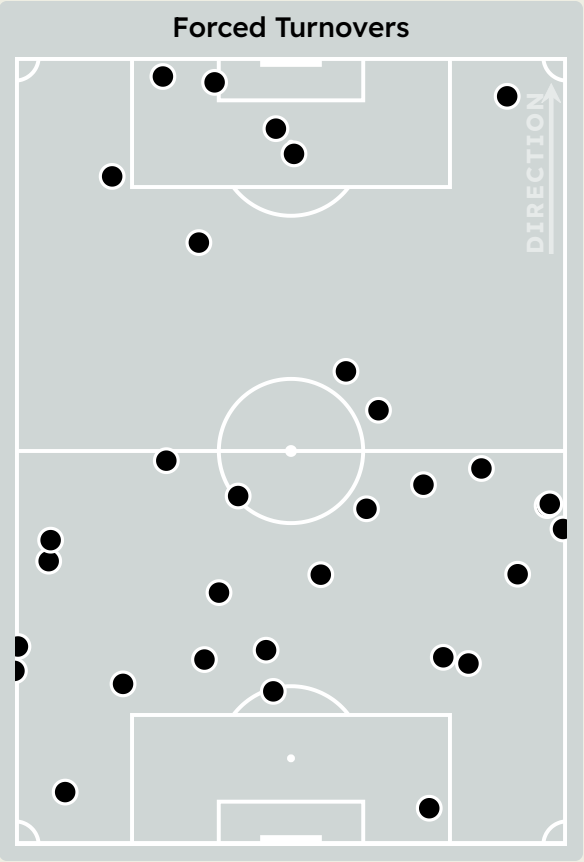
Interceptions

27

Tackles

5.85

Possession Actions / Defensive Action



Most Possession Regains

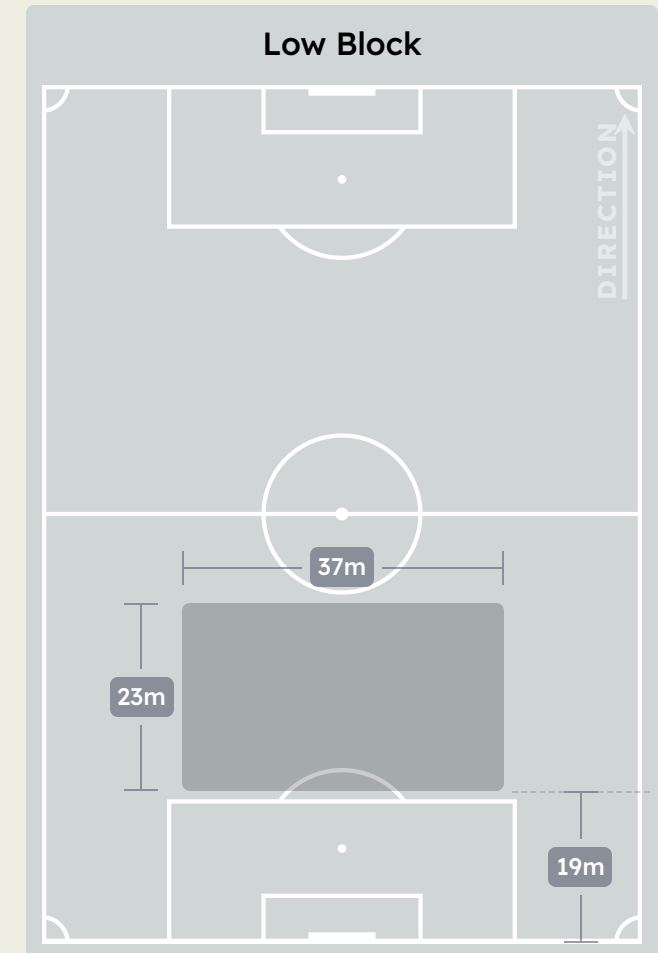
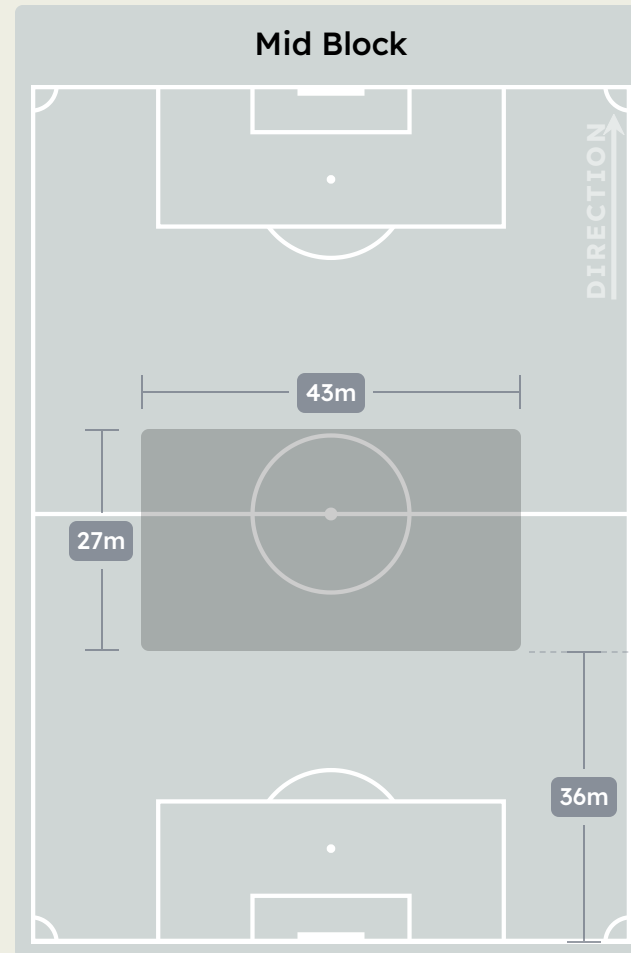
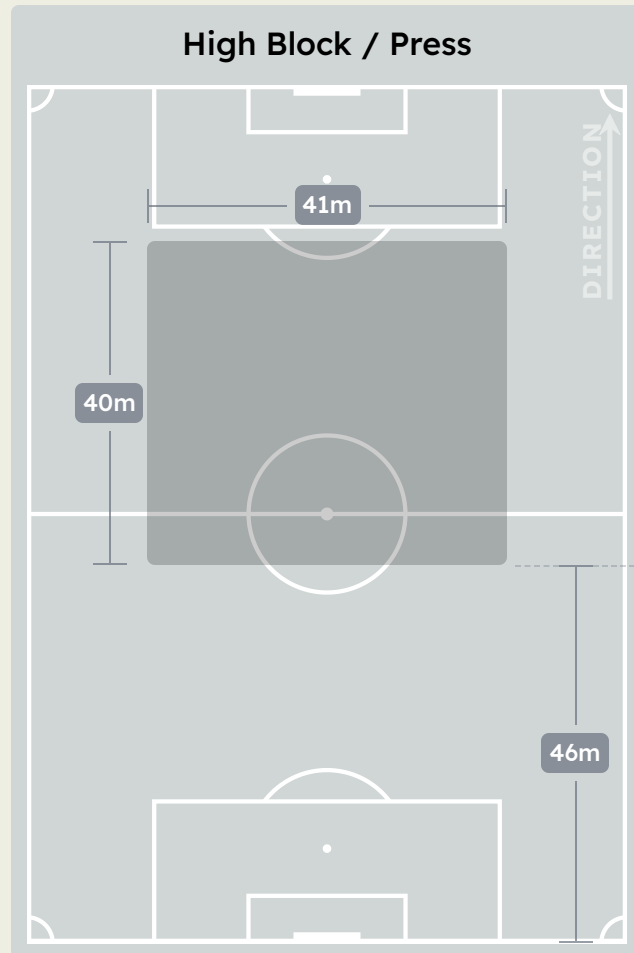
8

MOHAMED ELSHENAWY  
GOALKEEPER



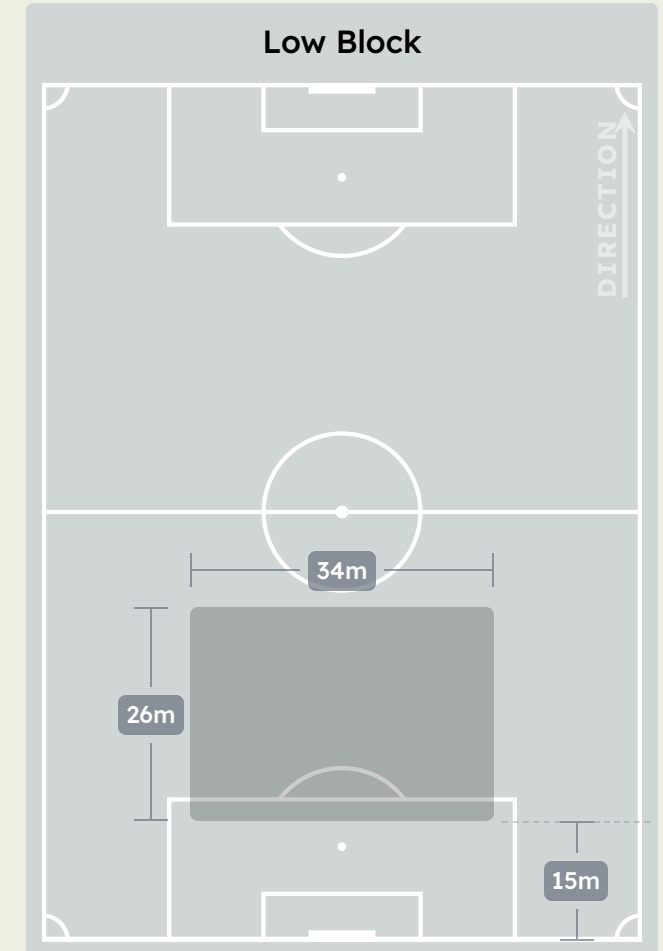
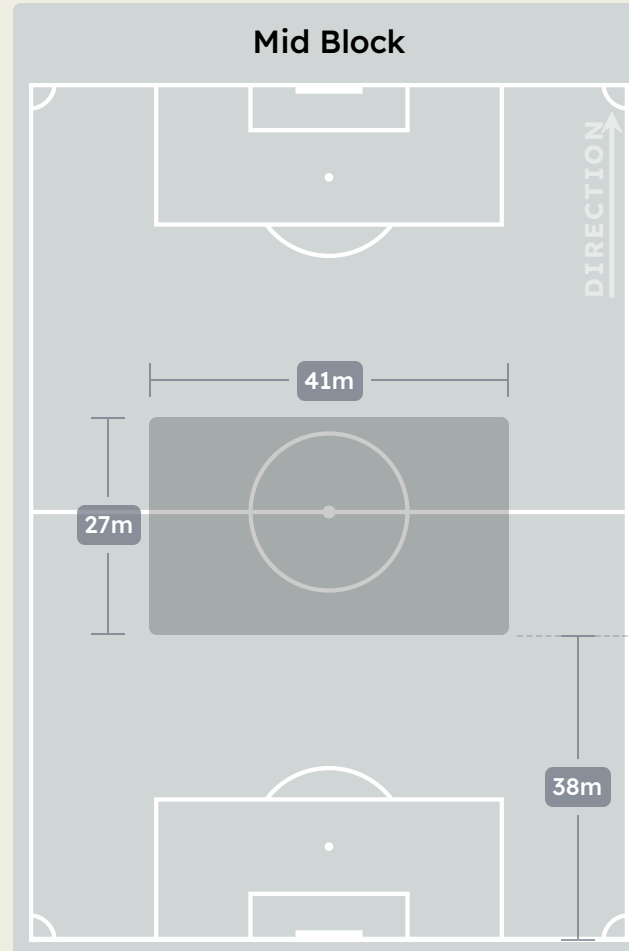
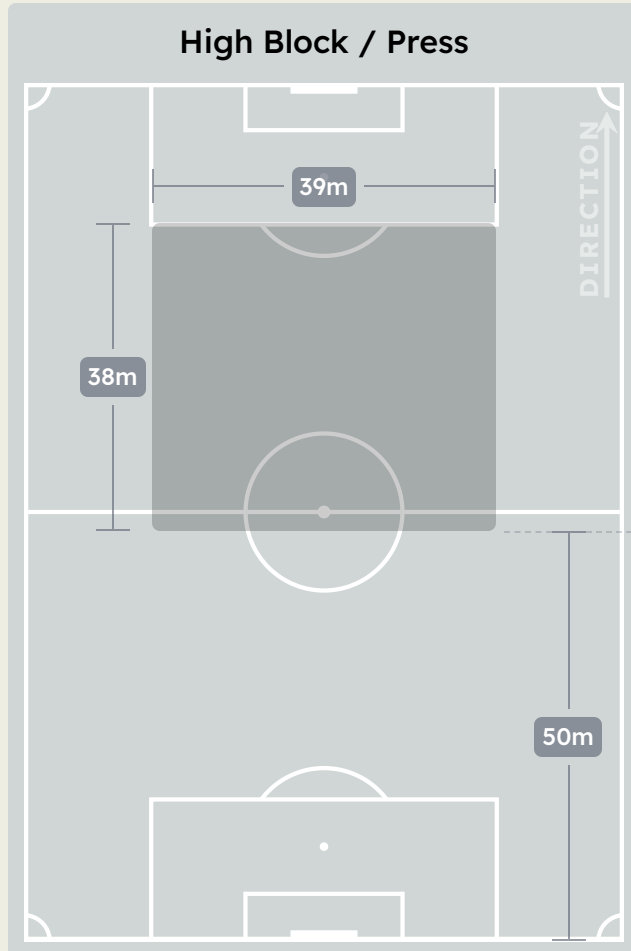
| #  | Player                   | Total Possession Regains |
|----|--------------------------|--------------------------|
| 1  | MOHAMED ELSHENAWY        | 8                        |
| 5  | Mohamed Ali BEN ROMDHANE | 3                        |
| 6  | YASSER IBRAHIM           | 7                        |
| 7  | TREZEGUET                | 0                        |
| 8  | HAMDY FATHY              | 4                        |
| 9  | WESSAM ABOU ALI          | 0                        |
| 13 | MARAWAN ATTIA            | 2                        |
| 15 | Achraf DARI              | 4                        |
| 25 | ZIZO                     | 0                        |
| 30 | MOHAMED HANY             | 2                        |
| 54 | Yahya ATTIAT-ALLAH       | 2                        |
| 4  | AHMED RAMADAN            | 2                        |
| 10 | Nejc GRADISAR            | 1                        |
| 14 | HUSSEIN ELSHAHAT         | 0                        |
| 17 | Achraf BENCHARKI         | 2                        |
| 19 | MOHAMED AFSHA            | 0                        |

# Defensive Line Height & Team Length



# Defensive Line Height & Team Length

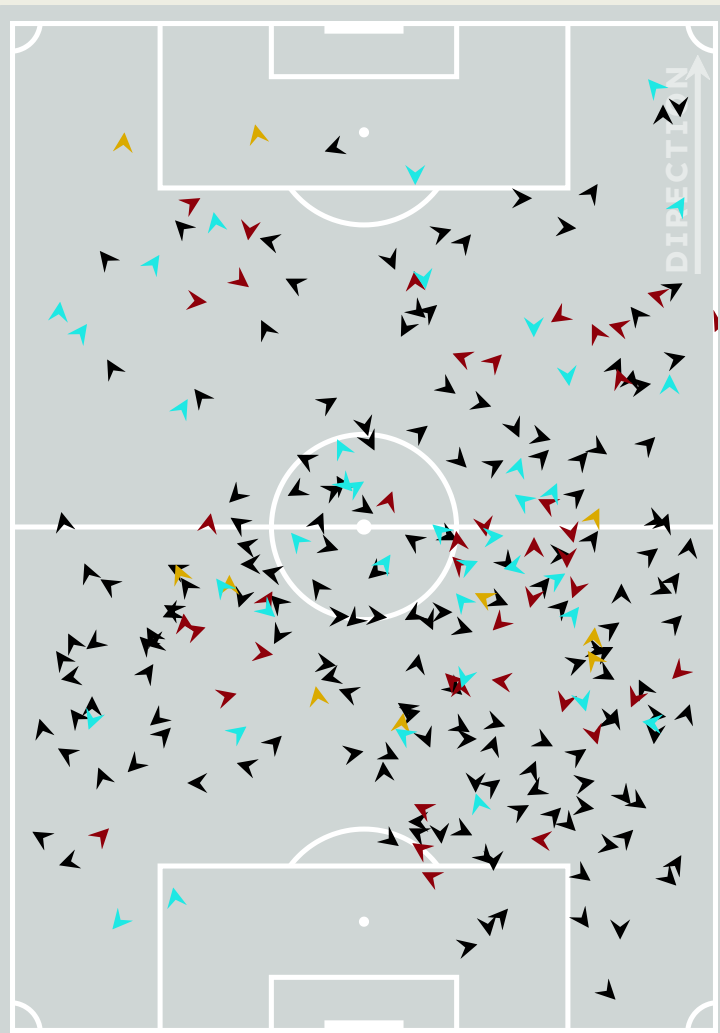
Al Ahly FC



# Defensive Pressure



## Palmeiras



● Shown Outside ● Shown Inside ● Neutral ● From Behind

|        |                            |        |
|--------|----------------------------|--------|
| 255    | Total Pressures            | 144    |
| 34     | Direct Pressures           | 38     |
| 1.68s  | Avg Pressure Duration      | 1.53s  |
| 46     | Forced Turnovers           | 32     |
| 21.88s | Ball Recovery Time         | 13.09s |
| 97     | Pushing on into Pressing   | 36     |
| 246    | Pushing on                 | 75     |
| 42     | Pressing Direction Inside  | 18     |
| 165    | Pressing Direction Outside | 84     |

Most Direct Pressures

# 8

**Richard RIOS**

RIGHT CENTRE MIDFIELD

Most Direct Pressures

# 10

**MARAWAN ATTIA**

DEFENSIVE MIDFIELD CENTRE

## Al Ahly FC



● Shown Outside ● Shown Inside ● Neutral ● From Behind



# GOALKEEPING



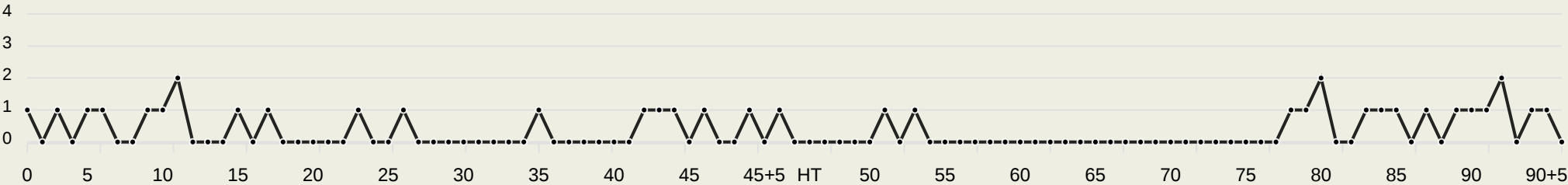
**Palmeiras v Al Ahly FC**

# Goalkeeping Involvement



Palmeiras

Palmeiras GK Involvement Timeline



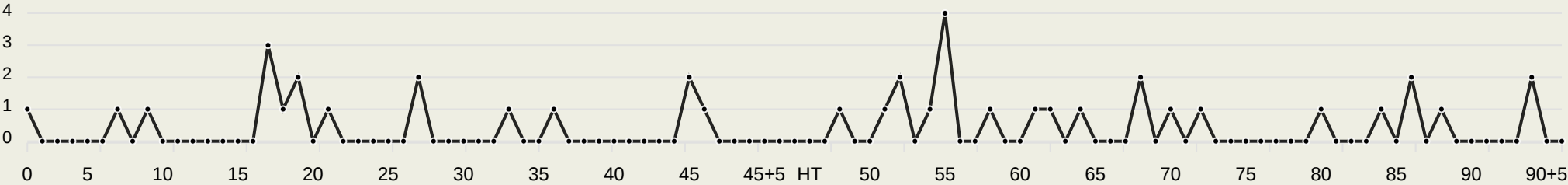
36

Total Involvements



Al Ahly FC

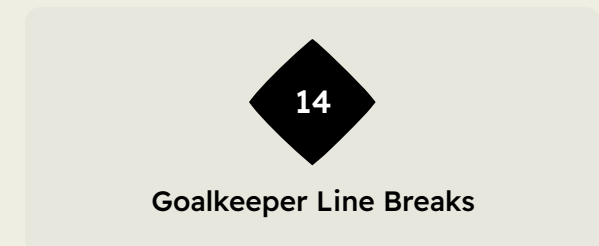

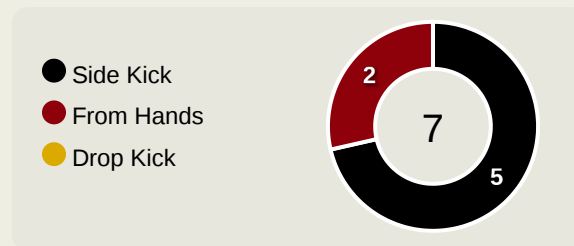
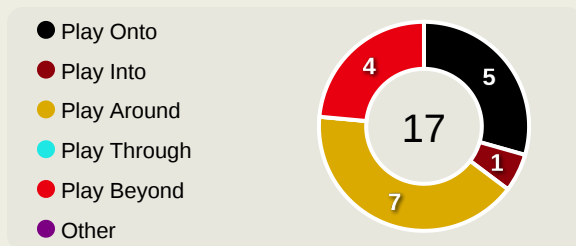

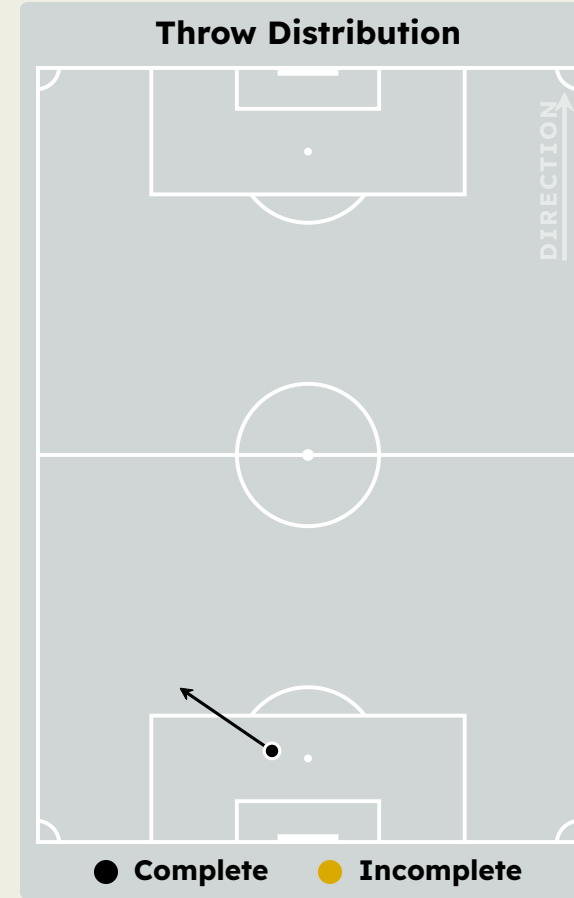
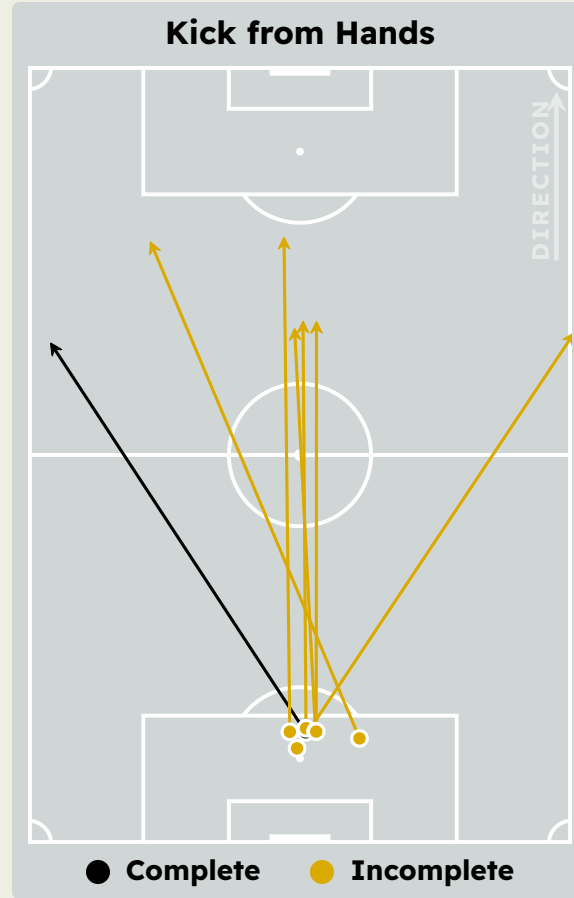
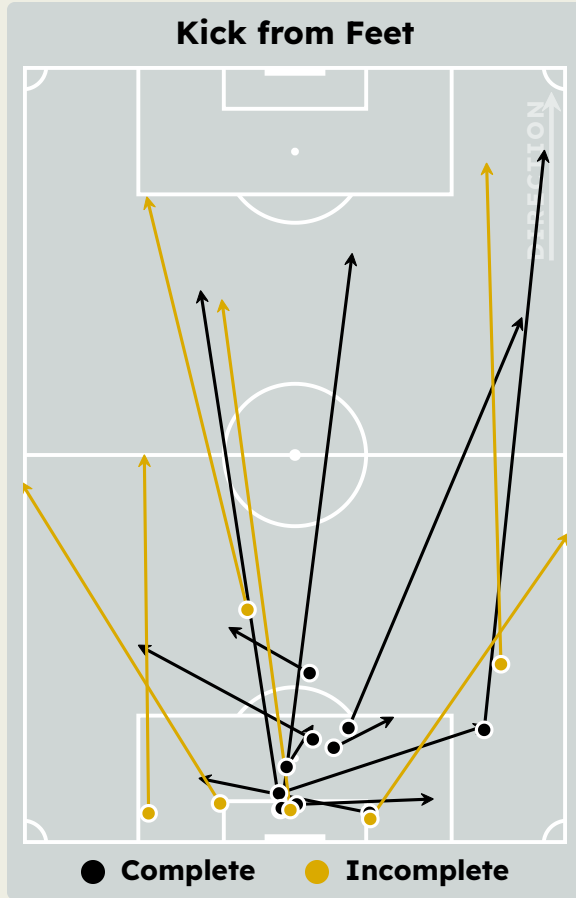
Al Ahly FC GK Involvement Timeline



45

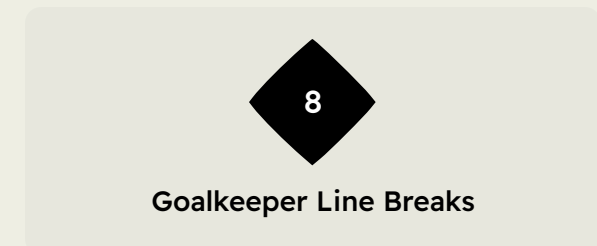

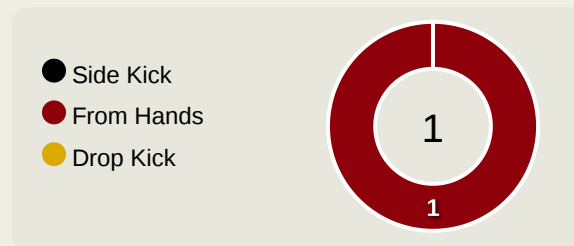
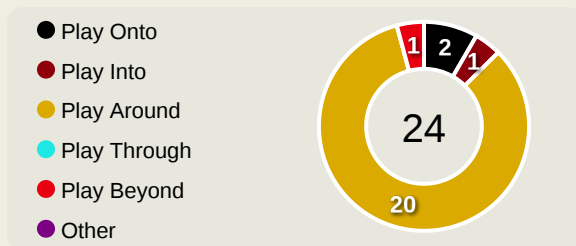
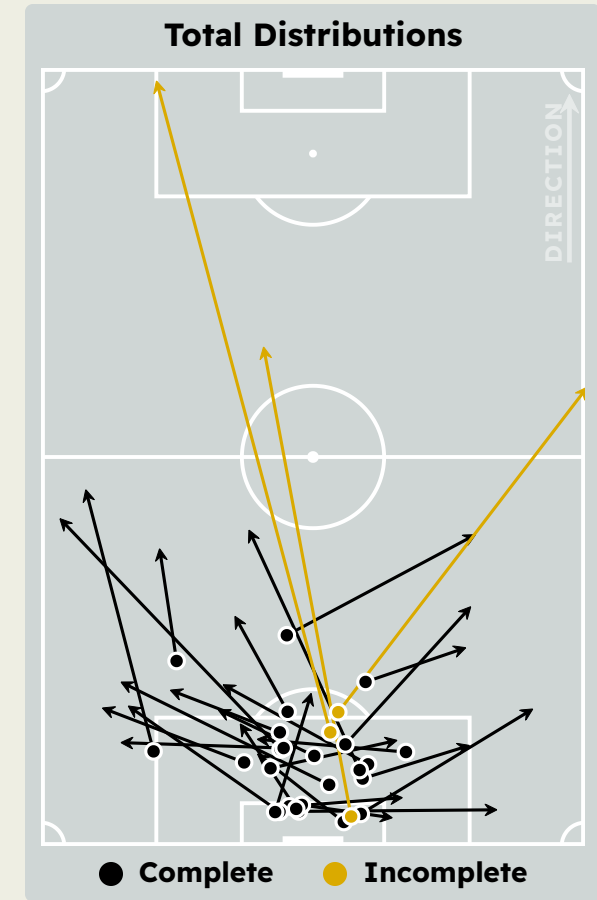
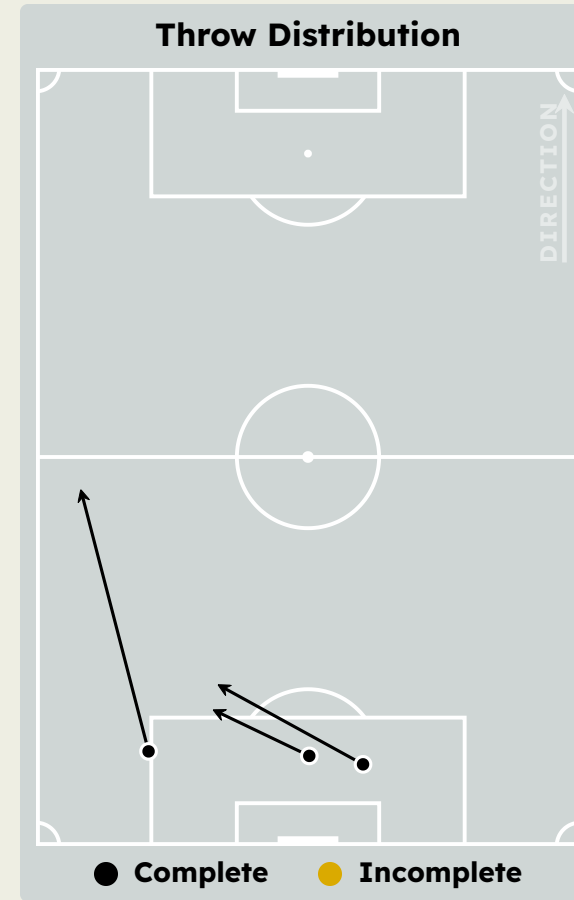
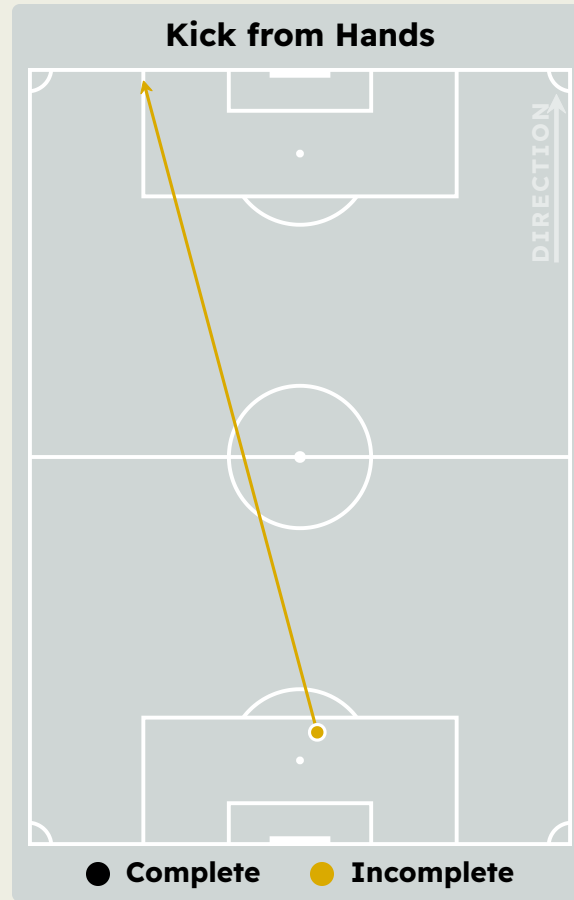
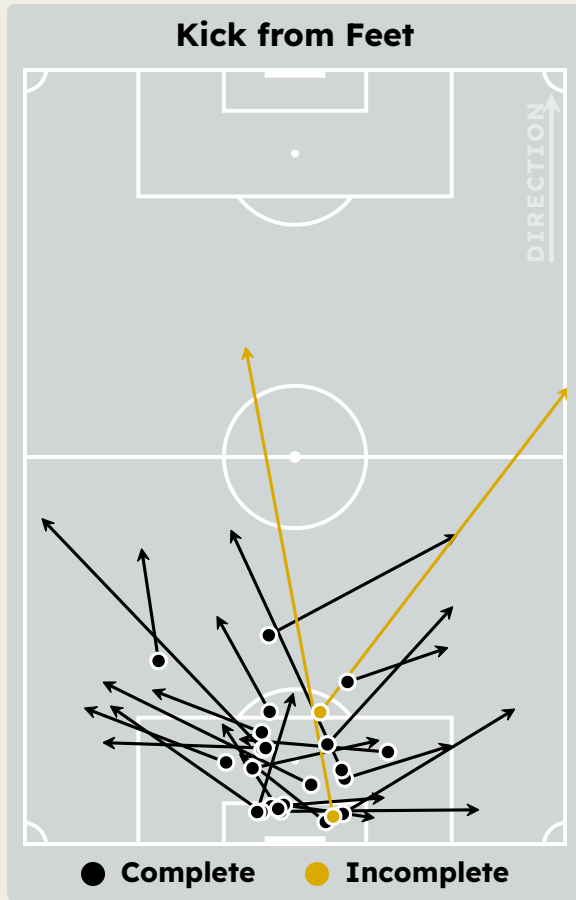
Total Involvements

# Goalkeeping Distribution

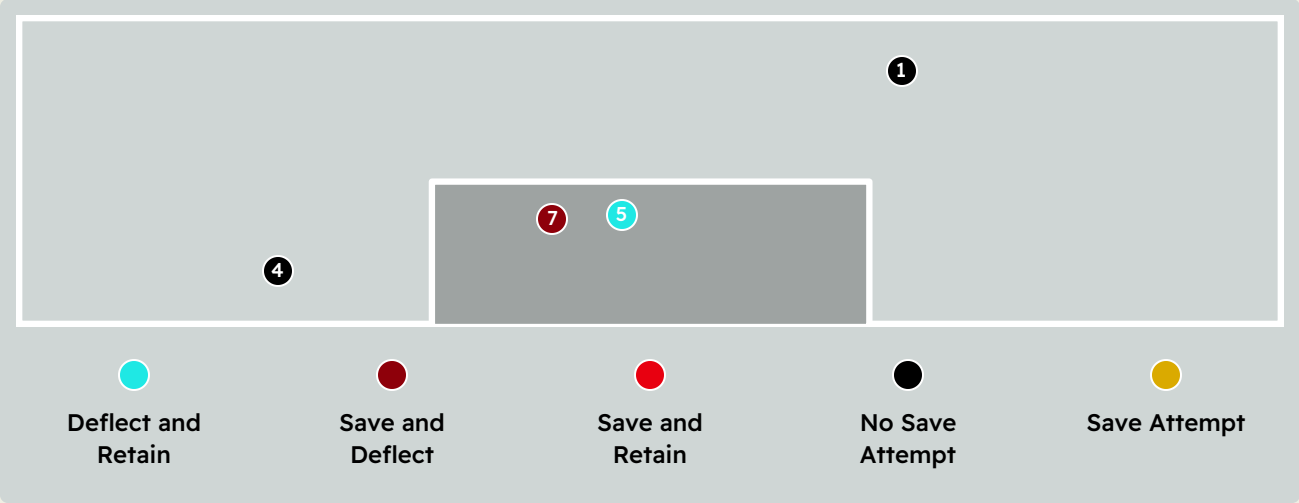
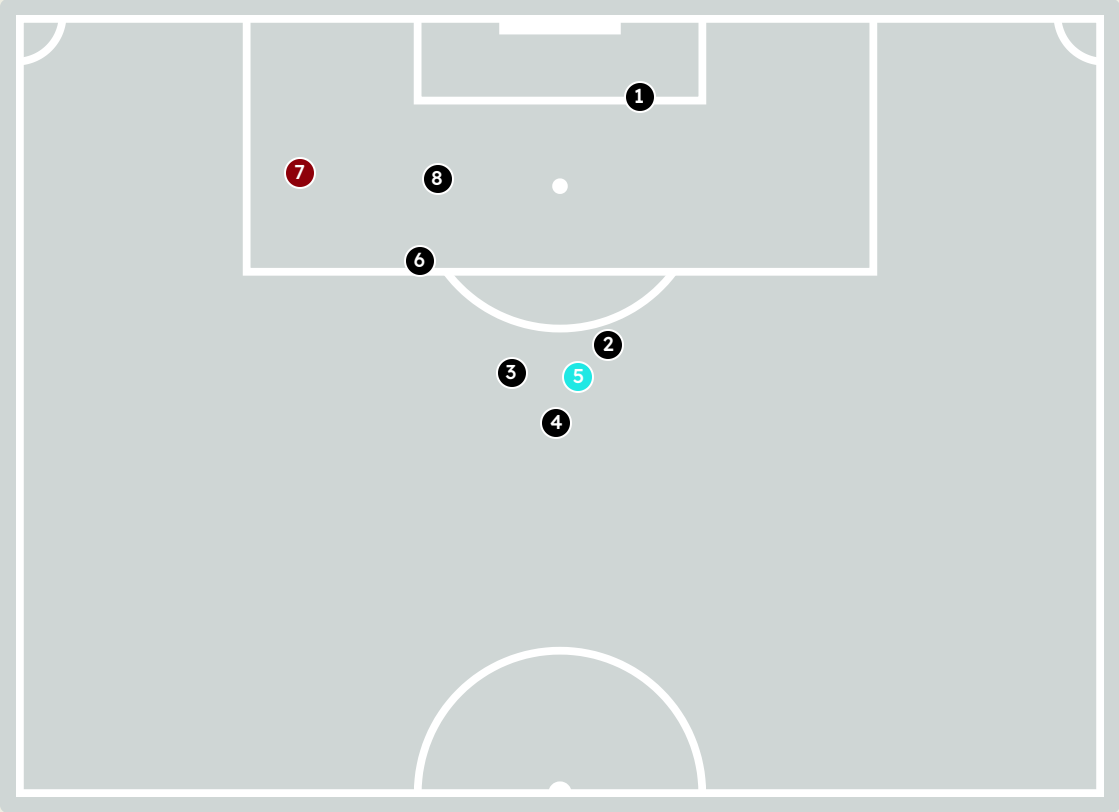




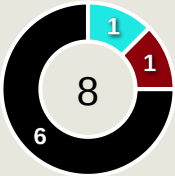
# Goalkeeping Distribution



# Goal Prevention

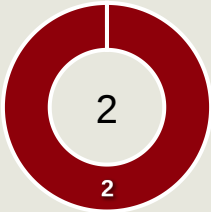


Intervention Type



- Deflect & Retain
- Save & Deflect
- Save & Retain
- No Save Attempt
- Save Attempt

Intervention Body Type



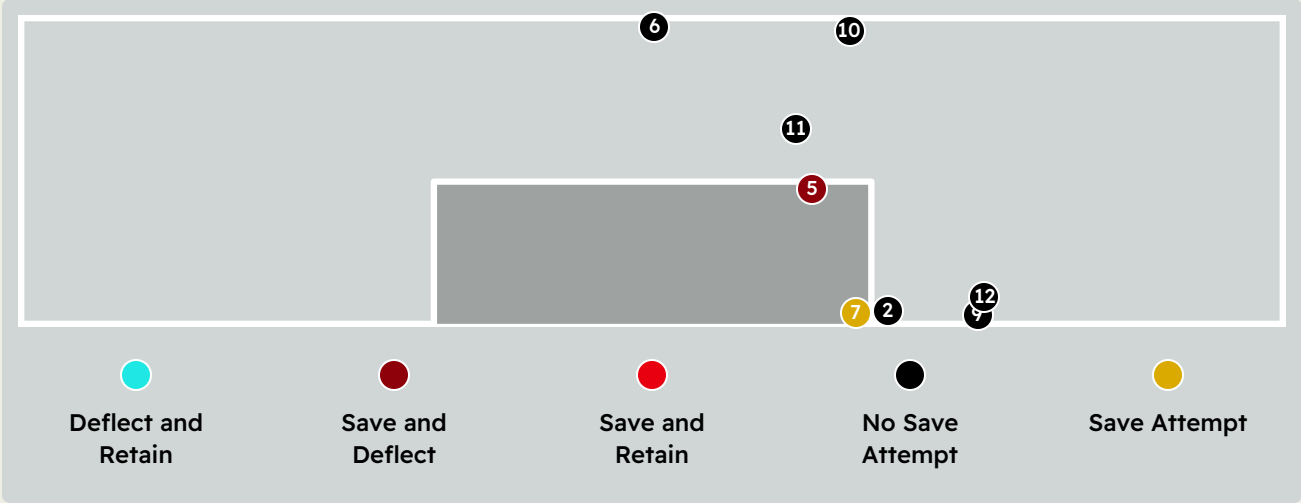
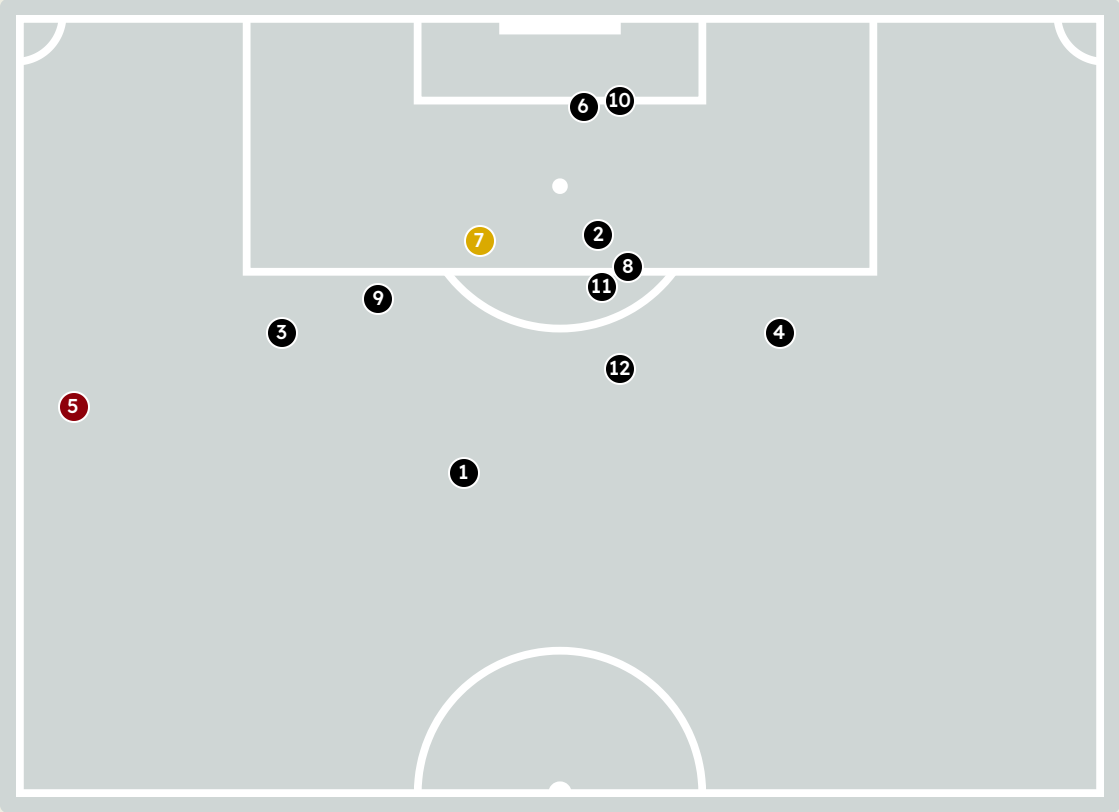
- Head
- Hands
- Upper Body
- Lower Body
- Feet

Total Attempts on Goal Faced

Save %

| Total Attempts on Goal Faced | Total Goal Interventions | Save & Retain | Deflect & Retain | Save & Deflect | Save Attempt | No Save Attempt |
|------------------------------|--------------------------|---------------|------------------|----------------|--------------|-----------------|
| 8                            | 1                        | 0             | 1                | 1              | 0            | 6               |

Goal Prevention

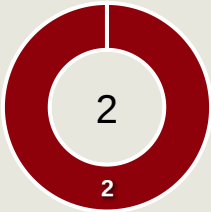


Intervention Type



- Deflect & Retain
- Save & Deflect
- Save & Retain
- No Save Attempt
- Save Attempt

Intervention Body Type



- Head
- Hands
- Upper Body
- Lower Body
- Feet

13

Total Attempts on Goal Faced

50

Save %

| Total Attempts on Goal Faced | Total Goal Interventions | Save & Retain | Deflect & Retain | Save & Deflect | Save Attempt | No Save Attempt |
|------------------------------|--------------------------|---------------|------------------|----------------|--------------|-----------------|
| 13                           | 1                        | 0             | 0                | 1              | 1            | 11              |

# Aerial Control

1

Total Interventions

0

Complete

0

Punches

0

Incomplete

0

Complete

0

Claims

0

Incomplete

1

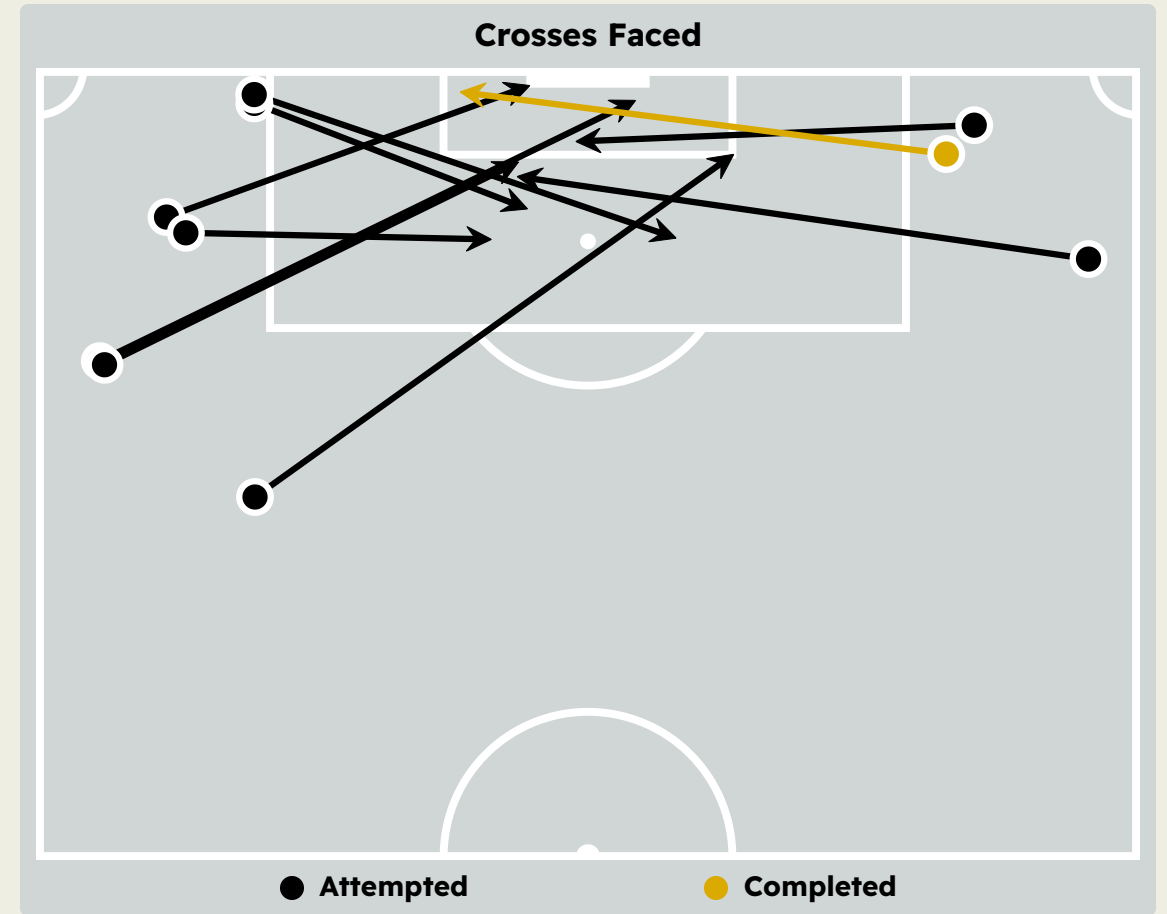
Complete

1

Tipped/Palmed

0

Incomplete



## Delivery Types Faced

| Total | In Swing | Out Swing | Driven | Lofted | Cutback | Push |
|-------|----------|-----------|--------|--------|---------|------|
| 14    | 6        | 2         | 0      | 4      | 1       | 1    |

# Aerial Control

1

Total Interventions

1

Complete

1

Punches

0

Incomplete

0

Complete

0

Claims

0

Incomplete

0

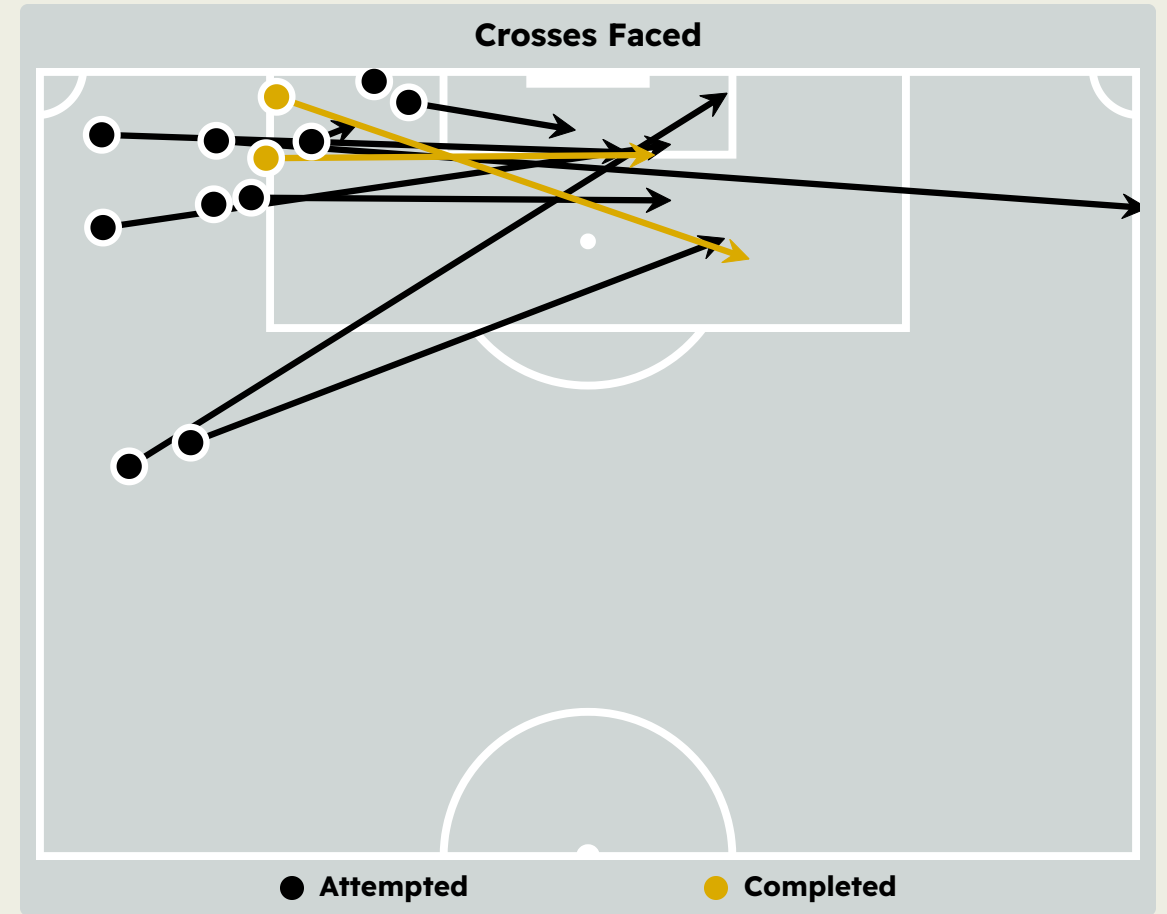
Complete

0

Tipped/Palmed

0

Incomplete



## Delivery Types Faced

| Total | In Swing | Out Swing | Driven | Lofted | Cutback | Push |
|-------|----------|-----------|--------|--------|---------|------|
| 20    | 3        | 10        | 0      | 1      | 1       | 5    |

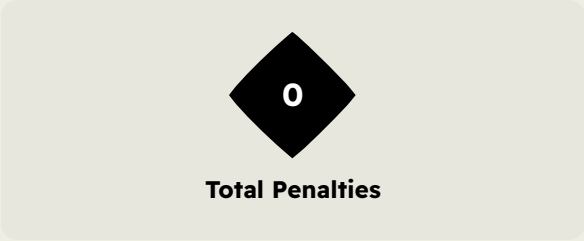
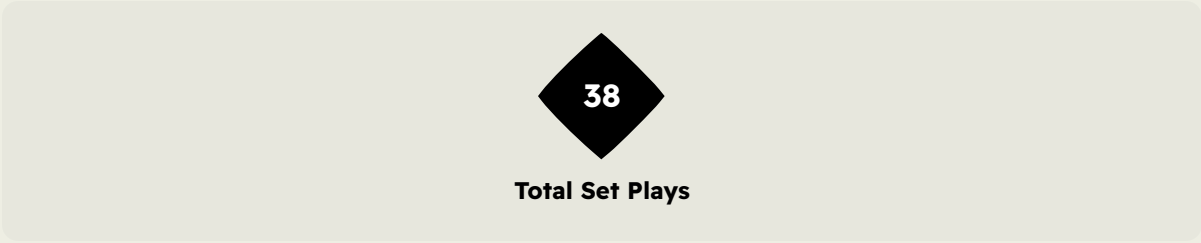


# SET PLAYS



**Palmeiras v Al Ahly FC**

# Set Plays

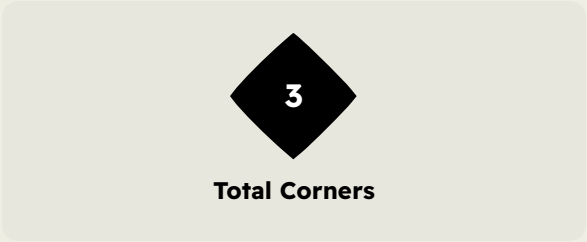


| Free Kicks          |       |
|---------------------|-------|
| Type                | Total |
| Direct              | 14    |
| Direct (on target)  | 1     |
| Direct (off target) | 0     |
| Indirect            | 3     |

| Corners              |                |                 |       |
|----------------------|----------------|-----------------|-------|
| Delivery Type        | From Left Side | From Right Side | Total |
| Direct to Area       | 3              | 2               | 5     |
| Short                | 0              | 1               | 1     |
| Edge of Penalty Area | 0              | 0               | 0     |

| Corners        |       |
|----------------|-------|
| Delivery Style | Total |
| Inswing        | 1     |
| Outswing       | 4     |
| Driven         | 0     |
| Lofted         | 0     |

# Set Plays



| Free Kicks          |       |
|---------------------|-------|
| Type                | Total |
| Direct              | 16    |
| Direct (on target)  | 0     |
| Direct (off target) | 0     |
| Indirect            | 1     |

| Corners              |                |                 |       |
|----------------------|----------------|-----------------|-------|
| Delivery Type        | From Left Side | From Right Side | Total |
| Direct to Area       | 2              | 1               | 3     |
| Short                | 0              | 0               | 0     |
| Edge of Penalty Area | 0              | 0               | 0     |

| Corners        |       |
|----------------|-------|
| Delivery Style | Total |
| Inswing        | 1     |
| Outswing       | 0     |
| Driven         | 0     |
| Lofted         | 2     |





# INDIVIDUAL DATA IN POSSESSION



**Palmeiras v Al Ahly FC**

In Possession - Distributions



| #  | Player            | Passes Attempted | Passes Completed | Pass Completion % | Switches of Play | Crosses Attempted | Crosses Completed | Line Breaks Attempted | Line Breaks Completed | Line Break Completion % | Ball Progressions | Take Ons | Step Ins | Attempts at Goal | Goals |
|----|-------------------|------------------|------------------|-------------------|------------------|-------------------|-------------------|-----------------------|-----------------------|-------------------------|-------------------|----------|----------|------------------|-------|
| 21 | WEVERTON          | 26               | 13               | 50%               | 0                | 0                 | 0                 | 14                    | 5                     | 36%                     | 0                 | 0        | 0        | 0                | 0     |
| 4  | Agustin GIAY      | 33               | 25               | 76%               | 0                | 0                 | 0                 | 14                    | 8                     | 57%                     | 1                 | 1        | 0        | 0                | 0     |
| 5  | Anibal MORENO     | 13               | 12               | 92%               | 1                | 1                 | 0                 | 5                     | 3                     | 60%                     | 1                 | 1        | 0        | 1                | 0     |
| 8  | Richard RIOS      | 19               | 15               | 79%               | 0                | 1                 | 1                 | 7                     | 6                     | 86%                     | 2                 | 0        | 2        | 0                | 0     |
| 9  | VITOR ROQUE       | 4                | 4                | 100%              | 0                | 1                 | 0                 | 3                     | 3                     | 100%                    | 1                 | 0        | 1        | 1                | 0     |
| 15 | Gustavo GOMEZ     | 28               | 20               | 71%               | 0                | 0                 | 0                 | 7                     | 3                     | 43%                     | 0                 | 0        | 0        | 0                | 0     |
| 17 | Facundo TORRES    | 21               | 18               | 86%               | 0                | 7                 | 3                 | 6                     | 5                     | 83%                     | 4                 | 1        | 3        | 1                | 0     |
| 22 | Joaquin PIQUEREZ  | 35               | 29               | 83%               | 0                | 4                 | 0                 | 18                    | 12                    | 67%                     | 0                 | 0        | 0        | 1                | 0     |
| 23 | RAPHAEL VEIGA     | 8                | 6                | 75%               | 0                | 2                 | 1                 | 3                     | 2                     | 67%                     | 0                 | 0        | 0        | 0                | 0     |
| 26 | MURILO            | 25               | 23               | 92%               | 1                | 0                 | 0                 | 10                    | 9                     | 90%                     | 1                 | 0        | 1        | 0                | 0     |
| 41 | ESTEVAO           | 7                | 7                | 100%              | 0                | 2                 | 0                 | 2                     | 2                     | 100%                    | 5                 | 3        | 2        | 2                | 0     |
| 6  | VANDERLAN         | 3                | 3                | 100%              | 0                | 0                 | 0                 | 0                     | 0                     | 0%                      | 1                 | 1        | 0        | 1                | 0     |
| 10 | PAULINHO          | 3                | 3                | 100%              | 0                | 1                 | 0                 | 1                     | 1                     | 100%                    | 2                 | 1        | 1        | 0                | 0     |
| 18 | MAURICIO          | 13               | 11               | 85%               | 0                | 0                 | 0                 | 3                     | 2                     | 67%                     | 1                 | 0        | 1        | 2                | 0     |
| 32 | Emiliano MARTINEZ | 5                | 4                | 80%               | 0                | 0                 | 0                 | 2                     | 1                     | 50%                     | 1                 | 0        | 1        | 0                | 0     |
| 42 | Jose Manuel LOPEZ | 9                | 6                | 67%               | 1                | 1                 | 0                 | 1                     | 1                     | 100%                    | 0                 | 0        | 0        | 3                | 1     |

In Possession - Offers & Receptions



|    |                   |              | Offer movement types |            |           |           |           |             |                 |
|----|-------------------|--------------|----------------------|------------|-----------|-----------|-----------|-------------|-----------------|
| #  | Player            | Total Offers | In Front             | In Between | Out to In | In to Out | In Behind | No Movement | Offers Received |
| 21 | WEVERTON          | 3            | 0                    | 0          | 0         | 0         | 0         | 3           | 2               |
| 4  | Agustin GIAY      | 9            | 5                    | 1          | 0         | 0         | 0         | 3           | 5               |
| 5  | Anibal MORENO     | 11           | 8                    | 1          | 0         | 0         | 1         | 1           | 4               |
| 8  | Richard RIOS      | 35           | 13                   | 12         | 0         | 3         | 5         | 2           | 9               |
| 9  | VITOR ROQUE       | 16           | 0                    | 6          | 0         | 2         | 8         | 0           | 4               |
| 15 | Gustavo GOMEZ     | 5            | 1                    | 0          | 0         | 0         | 2         | 2           | 3               |
| 17 | Facundo TORRES    | 50           | 6                    | 9          | 4         | 2         | 21        | 8           | 18              |
| 22 | Joaquin PIQUEREZ  | 33           | 7                    | 1          | 1         | 0         | 10        | 14          | 19              |
| 23 | RAPHAEL VEIGA     | 16           | 3                    | 4          | 0         | 0         | 5         | 4           | 2               |
| 26 | MURILO            | 6            | 2                    | 1          | 0         | 1         | 0         | 2           | 3               |
| 41 | ESTEVAO           | 27           | 0                    | 3          | 0         | 1         | 10        | 13          | 6               |
| 6  | VANDERLAN         | 5            | 0                    | 0          | 0         | 0         | 4         | 1           | 1               |
| 10 | PAULINHO          | 14           | 1                    | 0          | 0         | 2         | 7         | 4           | 1               |
| 18 | MAURICIO          | 20           | 2                    | 3          | 1         | 5         | 7         | 2           | 7               |
| 32 | Emiliano MARTINEZ | 3            | 2                    | 1          | 0         | 0         | 0         | 0           | 2               |
| 42 | Jose Manuel LOPEZ | 18           | 3                    | 4          | 1         | 0         | 9         | 1           | 3               |

In Possession - Distributions



| #  | Player                   | Passes Attempted | Passes Completed | Pass Completion % | Switches of Play | Crosses Attempted | Crosses Completed | Line Breaks Attempted | Line Breaks Completed | Line Break Completion % | Ball Progressions | Take Ons | Step Ins | Attempts at Goal | Goals |
|----|--------------------------|------------------|------------------|-------------------|------------------|-------------------|-------------------|-----------------------|-----------------------|-------------------------|-------------------|----------|----------|------------------|-------|
| 1  | MOHAMED ELSHENAWY        | 28               | 25               | 89%               | 0                | 0                 | 0                 | 8                     | 6                     | 75%                     | 0                 | 0        | 0        | 0                | 0     |
| 5  | Mohamed Ali BEN ROMDHANE | 42               | 37               | 88%               | 0                | 1                 | 0                 | 12                    | 9                     | 75%                     | 1                 | 1        | 0        | 0                | 0     |
| 6  | YASSER IBRAHIM           | 77               | 74               | 96%               | 2                | 0                 | 0                 | 16                    | 15                    | 94%                     | 0                 | 0        | 0        | 0                | 0     |
| 7  | TREZEGUET                | 19               | 15               | 79%               | 0                | 2                 | 0                 | 5                     | 3                     | 60%                     | 0                 | 0        | 0        | 0                | 0     |
| 8  | HAMDY FATHY              | 23               | 20               | 87%               | 0                | 1                 | 0                 | 6                     | 4                     | 67%                     | 1                 | 0        | 1        | 1                | 0     |
| 9  | WESSAM ABOU ALI          | 8                | 6                | 75%               | 0                | 0                 | 0                 | 1                     | 1                     | 100%                    | 0                 | 0        | 0        | 2                | 0     |
| 13 | MARAWAN ATTIA            | 73               | 67               | 92%               | 0                | 1                 | 0                 | 21                    | 18                    | 86%                     | 4                 | 1        | 3        | 1                | 0     |
| 15 | Achraf DARI              | 40               | 35               | 88%               | 1                | 0                 | 0                 | 7                     | 4                     | 57%                     | 0                 | 0        | 0        | 0                | 0     |
| 25 | ZIZO                     | 31               | 23               | 74%               | 0                | 5                 | 1                 | 12                    | 6                     | 50%                     | 3                 | 3        | 0        | 0                | 0     |
| 30 | MOHAMED HANY             | 33               | 28               | 85%               | 0                | 0                 | 0                 | 4                     | 2                     | 50%                     | 0                 | 0        | 0        | 0                | 0     |
| 54 | Yahya ATTAT-ALLAH        | 44               | 40               | 91%               | 0                | 2                 | 1                 | 13                    | 12                    | 92%                     | 2                 | 1        | 1        | 0                | 0     |
| 4  | AHMED RAMADAN            | 15               | 14               | 93%               | 0                | 0                 | 0                 | 7                     | 7                     | 100%                    | 2                 | 1        | 1        | 0                | 0     |
| 10 | Nejc GRADISAR            | 13               | 9                | 69%               | 0                | 2                 | 0                 | 2                     | 0                     | 0%                      | 0                 | 0        | 0        | 0                | 0     |
| 14 | HUSSEIN ELSHAHAT         | 5                | 3                | 60%               | 0                | 0                 | 0                 | 3                     | 2                     | 67%                     | 1                 | 0        | 1        | 2                | 0     |
| 17 | Achraf BENCHARKI         | 19               | 17               | 89%               | 0                | 0                 | 0                 | 1                     | 1                     | 100%                    | 3                 | 2        | 1        | 1                | 0     |
| 19 | MOHAMED AFSHA            | 23               | 21               | 91%               | 0                | 0                 | 0                 | 8                     | 6                     | 75%                     | 0                 | 0        | 0        | 1                | 0     |

In Possession - Offers & Receptions



|    |                          |              | Offer movement types |            |           |           |           |             |                 |
|----|--------------------------|--------------|----------------------|------------|-----------|-----------|-----------|-------------|-----------------|
| #  | Player                   | Total Offers | In Front             | In Between | Out to In | In to Out | In Behind | No Movement | Offers Received |
| 1  | MOHAMED ELSHENAWY        | 20           | 0                    | 0          | 0         | 0         | 0         | 20          | 5               |
| 5  | Mohamed Ali BEN ROMDHANE | 42           | 18                   | 8          | 2         | 2         | 4         | 8           | 15              |
| 6  | YASSER IBRAHIM           | 26           | 3                    | 0          | 0         | 0         | 0         | 23          | 11              |
| 7  | TREZEGUET                | 28           | 4                    | 1          | 0         | 0         | 16        | 7           | 11              |
| 8  | HAMDY FATHY              | 24           | 12                   | 4          | 0         | 1         | 5         | 2           | 5               |
| 9  | WESSAM ABOU ALI          | 33           | 0                    | 17         | 2         | 3         | 11        | 0           | 8               |
| 13 | MARAWAN ATTIA            | 49           | 18                   | 6          | 0         | 0         | 0         | 25          | 24              |
| 15 | Achraf DARI              | 7            | 1                    | 0          | 0         | 0         | 1         | 5           | 4               |
| 25 | ZIZO                     | 62           | 18                   | 8          | 3         | 3         | 13        | 17          | 21              |
| 30 | MOHAMED HANY             | 20           | 1                    | 4          | 0         | 0         | 5         | 10          | 6               |
| 54 | Yahya ATTIAT-ALLAH       | 29           | 8                    | 2          | 0         | 0         | 10        | 9           | 12              |
| 4  | AHMED RAMADAN            | 8            | 1                    | 0          | 0         | 0         | 0         | 7           | 4               |
| 10 | Nejc GRADISAR            | 27           | 1                    | 11         | 1         | 0         | 14        | 0           | 8               |
| 14 | HUSSEIN ELSHAHAT         | 0            | 0                    | 0          | 0         | 0         | 0         | 0           | 0               |
| 17 | Achraf BENCHARKI         | 16           | 0                    | 4          | 4         | 0         | 4         | 4           | 5               |
| 19 | MOHAMED AFSHA            | 28           | 11                   | 7          | 0         | 2         | 3         | 5           | 7               |



# INDIVIDUAL DATA OUT OF POSSESSION



**Palmeiras v Al Ahly FC**

Out of Possession



| #  | Player            | Tackles<br>Made / Won | Blocks | Interceptions | Pressing<br>Direct | Pressing<br>Indirect | Duels Won -<br>Aerial | Duels Won -<br>Physical | Possession<br>Contests<br>won | Clearances | Loose Ball<br>Receptions | Pushing On | Pushing On<br>into Pressing | Possession<br>Regains | Possession<br>Interrupted |
|----|-------------------|-----------------------|--------|---------------|--------------------|----------------------|-----------------------|-------------------------|-------------------------------|------------|--------------------------|------------|-----------------------------|-----------------------|---------------------------|
| 21 | WEVERTON          | 0 / 0                 | 0      | 0             | 0                  | 0                    | 0                     | 0                       | 0                             | 0          | 7                        | 0          | 0                           | 8                     | 0                         |
| 4  | Agustin GIAY      | 3 / 1                 | 2      | 0             | 3                  | 13                   | 1                     | 0                       | 1                             | 1          | 3                        | 23         | 10                          | 4                     | 1                         |
| 5  | Anibal MORENO     | 2 / 1                 | 2      | 1             | 3                  | 23                   | 1                     | 0                       | 2                             | 3          | 2                        | 22         | 6                           | 5                     | 1                         |
| 8  | Richard RIOS      | 6 / 1                 | 3      | 3             | 8                  | 15                   | 0                     | 0                       | 0                             | 2          | 5                        | 23         | 8                           | 9                     | 2                         |
| 9  | VITOR ROQUE       | 0 / 0                 | 0      | 0             | 1                  | 9                    | 0                     | 0                       | 0                             | 1          | 2                        | 7          | 2                           | 0                     | 1                         |
| 15 | Gustavo GOMEZ     | 0 / 0                 | 2      | 0             | 1                  | 7                    | 1                     | 0                       | 1                             | 2          | 3                        | 21         | 1                           | 1                     | 3                         |
| 17 | Facundo TORRES    | 0 / 0                 | 1      | 0             | 1                  | 14                   | 1                     | 0                       | 1                             | 0          | 5                        | 23         | 12                          | 2                     | 1                         |
| 22 | Joaquin PIQUEREZ  | 3 / 1                 | 0      | 0             | 3                  | 12                   | 1                     | 0                       | 1                             | 4          | 8                        | 31         | 11                          | 3                     | 2                         |
| 23 | RAPHAEL VEIGA     | 1 / 0                 | 2      | 0             | 3                  | 39                   | 0                     | 0                       | 0                             | 0          | 0                        | 24         | 14                          | 2                     | 0                         |
| 26 | MURILO            | 0 / 0                 | 1      | 1             | 0                  | 1                    | 2                     | 0                       | 2                             | 4          | 5                        | 10         | 0                           | 3                     | 1                         |
| 41 | ESTEVAO           | 1 / 0                 | 0      | 0             | 1                  | 22                   | 1                     | 0                       | 1                             | 0          | 4                        | 19         | 14                          | 0                     | 0                         |
| 6  | VANDERLAN         | 0 / 0                 | 0      | 0             | 1                  | 4                    | 0                     | 0                       | 0                             | 0          | 0                        | 5          | 4                           | 0                     | 0                         |
| 10 | PAULINHO          | 0 / 0                 | 0      | 0             | 1                  | 9                    | 0                     | 0                       | 0                             | 0          | 1                        | 3          | 2                           | 0                     | 0                         |
| 18 | MAURICIO          | 3 / 1                 | 0      | 1             | 4                  | 28                   | 0                     | 0                       | 0                             | 0          | 2                        | 20         | 7                           | 2                     | 0                         |
| 32 | Emiliano MARTINEZ | 1 / 1                 | 1      | 0             | 1                  | 12                   | 0                     | 0                       | 0                             | 0          | 2                        | 15         | 6                           | 1                     | 1                         |
| 42 | Jose Manuel LOPEZ | 2 / 0                 | 1      | 1             | 3                  | 13                   | 3                     | 0                       | 3                             | 0          | 1                        | 0          | 0                           | 1                     | 1                         |

Out of Possession



| #  | Player                   | Tackles<br>Made / Won | Blocks | Interceptions | Pressing<br>Direct | Pressing<br>Indirect | Duels Won -<br>Aerial | Duels Won -<br>Physical | Possession<br>Contests<br>won | Clearances | Loose Ball<br>Receptions | Pushing On | Pushing On<br>into Pressing | Possession<br>Regains | Possession<br>Interrupted |
|----|--------------------------|-----------------------|--------|---------------|--------------------|----------------------|-----------------------|-------------------------|-------------------------------|------------|--------------------------|------------|-----------------------------|-----------------------|---------------------------|
| 1  | MOHAMED ELSHENAWY        | 0 / 0                 | 0      | 1             | 0                  | 0                    | 0                     | 0                       | 0                             | 0          | 3                        | 0          | 0                           | 8                     | 0                         |
| 5  | Mohamed Ali BEN ROMDHANE | 2 / 1                 | 2      | 0             | 4                  | 5                    | 0                     | 0                       | 0                             | 0          | 5                        | 7          | 4                           | 3                     | 2                         |
| 6  | YASSER IBRAHIM           | 5 / 2                 | 2      | 1             | 3                  | 4                    | 1                     | 0                       | 1                             | 3          | 7                        | 4          | 0                           | 7                     | 1                         |
| 7  | TREZEGUET                | 0 / 0                 | 0      | 0             | 1                  | 8                    | 0                     | 0                       | 0                             | 0          | 1                        | 4          | 3                           | 0                     | 0                         |
| 8  | HAMDY FATHY              | 0 / 0                 | 2      | 0             | 1                  | 11                   | 1                     | 0                       | 1                             | 1          | 3                        | 6          | 4                           | 4                     | 0                         |
| 9  | WESSAM ABOU ALI          | 1 / 0                 | 0      | 0             | 3                  | 15                   | 2                     | 0                       | 2                             | 1          | 1                        | 6          | 5                           | 0                     | 1                         |
| 13 | MARAWAN ATTIA            | 8 / 1                 | 1      | 0             | 10                 | 10                   | 0                     | 0                       | 0                             | 1          | 3                        | 12         | 6                           | 2                     | 1                         |
| 15 | Achraf DARI              | 1 / 1                 | 2      | 0             | 2                  | 2                    | 2                     | 1                       | 3                             | 4          | 1                        | 4          | 1                           | 4                     | 4                         |
| 25 | ZIZO                     | 1 / 0                 | 0      | 0             | 1                  | 13                   | 0                     | 0                       | 0                             | 0          | 3                        | 1          | 1                           | 0                     | 0                         |
| 30 | MOHAMED HANY             | 3 / 1                 | 0      | 1             | 4                  | 10                   | 0                     | 0                       | 0                             | 2          | 3                        | 7          | 4                           | 2                     | 2                         |
| 54 | Yahya ATTIAAT-ALLAH      | 1 / 0                 | 2      | 1             | 2                  | 6                    | 0                     | 0                       | 0                             | 4          | 6                        | 10         | 2                           | 2                     | 3                         |
| 4  | AHMED RAMADAN            | 2 / 1                 | 1      | 0             | 2                  | 5                    | 0                     | 0                       | 0                             | 2          | 2                        | 3          | 1                           | 2                     | 1                         |
| 10 | Nejc GRADISAR            | 0 / 0                 | 2      | 1             | 1                  | 5                    | 0                     | 0                       | 0                             | 1          | 0                        | 3          | 2                           | 1                     | 2                         |
| 14 | HUSSEIN ELSHAHAT         | 0 / 0                 | 0      | 0             | 1                  | 1                    | 0                     | 0                       | 0                             | 0          | 0                        | 1          | 1                           | 0                     | 0                         |
| 17 | Achraf BENCHARKI         | 3 / 2                 | 1      | 0             | 3                  | 6                    | 0                     | 0                       | 0                             | 0          | 2                        | 2          | 1                           | 2                     | 2                         |
| 19 | MOHAMED AFSHA            | 0 / 0                 | 0      | 0             | 0                  | 5                    | 0                     | 0                       | 0                             | 0          | 1                        | 5          | 1                           | 0                     | 0                         |





# INDIVIDUAL DATA PHYSICAL



**Palmeiras v Al Ahly FC**

Physical Data



| #  | Player            | Total Distance (m) | Zone 1: 0-7 km/h (m) | Zone 2: 7-15 km/h (m) | Zone 3: 15-20 km/h (m) | Zone 4: 20-25 km/h (m) | Zone 5: 25+ km/h (m) | High Speed Runs (Zone 3) | Sprints (Zone 4 & 5) | Top Speed (km/h) |
|----|-------------------|--------------------|----------------------|-----------------------|------------------------|------------------------|----------------------|--------------------------|----------------------|------------------|
| 21 | WEVERTON          | 5498.9             | 4480.9               | 871.3                 | 108.1                  | 38.7                   | 0                    | 9.0                      | 3.0                  | 23.2             |
| 4  | Agustin GIAY      | 9270.7             | 3843.8               | 3774.0                | 937.1                  | 538.3                  | 177.5                | 82.0                     | 38.0                 | 42.7             |
| 5  | Anibal MORENO     | 7088.7             | 2894.5               | 2931.2                | 853.6                  | 374.9                  | 34.4                 | 88.0                     | 26.0                 | 28.6             |
| 8  | Richard RIOS      | 10216.7            | 4350.2               | 3406.5                | 1487.1                 | 677.2                  | 295.8                | 117.0                    | 52.0                 | 31.7             |
| 9  | VITOR ROQUE       | 4795.4             | 2358.4               | 1550.4                | 474.9                  | 218.2                  | 193.5                | 42.0                     | 18.0                 | 30.9             |
| 15 | Gustavo GOMEZ     | 9363.3             | 4508.5               | 3125.1                | 1122.6                 | 472.4                  | 134.6                | 89.0                     | 39.0                 | 31.1             |
| 17 | Facundo TORRES    | 8429.3             | 3122.7               | 3357.7                | 1189.1                 | 580.6                  | 179.2                | 103.0                    | 44.0                 | 40.0             |
| 22 | Joaquin PIQUEREZ  | 9699.2             | 4534.1               | 3216.7                | 1058.2                 | 582.9                  | 307.2                | 92.0                     | 47.0                 | 43.6             |
| 23 | RAPHAEL VEIGA     | 5720.2             | 2078.7               | 2196.4                | 982.9                  | 319.8                  | 142.4                | 80.0                     | 35.0                 | 30.8             |
| 26 | MURILO            | 8743.9             | 3918.0               | 3306.0                | 885.5                  | 446.7                  | 187.6                | 79.0                     | 29.0                 | 31.8             |
| 41 | ESTEVAO           | 7593.0             | 3024.3               | 2660.8                | 955.3                  | 541.1                  | 411.6                | 76.0                     | 48.0                 | 44.9             |
| 6  | VANDERLAN         | 2255.0             | 862.5                | 829.7                 | 265.7                  | 202.9                  | 94.2                 | 23.0                     | 17.0                 | 32.0             |
| 10 | PAULINHO          | 2375.7             | 841.4                | 949.2                 | 340.5                  | 143.3                  | 101.2                | 27.0                     | 14.0                 | 29.3             |
| 18 | MAURICIO          | 5728.8             | 2006.4               | 2190.6                | 926.4                  | 488.2                  | 117.1                | 84.0                     | 30.0                 | 40.2             |
| 32 | Emiliano MARTINEZ | 3462.5             | 1292.9               | 1449.8                | 498.4                  | 163.8                  | 57.7                 | 44.0                     | 14.0                 | 28.6             |
| 42 | Jose Manuel LOPEZ | 5234.0             | 1837.7               | 2197.8                | 573.5                  | 404.5                  | 220.5                | 51.0                     | 29.0                 | 36.8             |

Physical Data



| #  | Player                   | Total Distance (m) | Zone 1: 0-7 km/h (m) | Zone 2: 7-15 km/h (m) | Zone 3: 15-20 km/h (m) | Zone 4: 20-25 km/h (m) | Zone 5: 25+ km/h (m) | High Speed Runs (Zone 3) | Sprints (Zone 4 & 5) | Top Speed (km/h) |
|----|--------------------------|--------------------|----------------------|-----------------------|------------------------|------------------------|----------------------|--------------------------|----------------------|------------------|
| 1  | MOHAMED ELSHENAWY        | 5507.5             | 4288.3               | 1030.9                | 159.1                  | 25.8                   | 3.5                  | 15.0                     | 3.0                  | 27.5             |
| 5  | Mohamed Ali BEN ROMDHANE | 10512.8            | 3803.1               | 4465.0                | 1600.5                 | 542.1                  | 102.2                | 139.0                    | 33.0                 | 28.7             |
| 6  | YASSER IBRAHIM           | 9204.4             | 4141.3               | 3178.3                | 1177.1                 | 555.3                  | 152.4                | 104.0                    | 46.0                 | 42.3             |
| 7  | TREZEGUET                | 6439.2             | 3139.8               | 1780.7                | 856.0                  | 478.3                  | 184.5                | 75.0                     | 34.0                 | 31.2             |
| 8  | HAMDY FATHY              | 6764.8             | 2607.8               | 2683.2                | 942.5                  | 322.2                  | 209.0                | 76.0                     | 24.0                 | 32.3             |
| 9  | WESSAM ABOU ALI          | 6002.1             | 2611.6               | 1902.3                | 1047.0                 | 317.7                  | 123.5                | 88.0                     | 29.0                 | 30.1             |
| 13 | MARAWAN ATTIA            | 10187.3            | 3991.0               | 3940.5                | 1499.9                 | 621.7                  | 134.2                | 135.0                    | 45.0                 | 29.8             |
| 15 | Achraf DARI              | 5859.8             | 2766.7               | 2143.7                | 559.3                  | 271.7                  | 118.4                | 49.0                     | 24.0                 | 30.4             |
| 25 | ZIZO                     | 9968.3             | 3946.4               | 3890.3                | 1077.0                 | 617.7                  | 436.9                | 101.0                    | 52.0                 | 43.5             |
| 30 | MOHAMED HANY             | 9077.8             | 3946.1               | 3519.2                | 1037.9                 | 452.4                  | 122.2                | 90.0                     | 33.0                 | 43.9             |
| 54 | Yahya ATTIAT-ALLAH       | 9284.2             | 3723.1               | 3397.8                | 1222.5                 | 660.8                  | 280.1                | 102.0                    | 48.0                 | 44.9             |
| 4  | AHMED RAMADAN            | 3265.5             | 1414.8               | 1206.9                | 356.0                  | 166.9                  | 120.8                | 29.0                     | 17.0                 | 32.2             |
| 10 | Nejc GRADISAR            | 3786.5             | 1334.7               | 1539.5                | 530.7                  | 298.1                  | 83.4                 | 44.0                     | 22.0                 | 32.2             |
| 14 | HUSSEIN ELSHAHAT         | 1103.2             | 439.9                | 490.3                 | 86.3                   | 49.9                   | 36.8                 | 6.0                      | 5.0                  | 28.6             |
| 17 | Achraf BENCHARKI         | 3981.3             | 1398.2               | 1502.8                | 555.6                  | 332.4                  | 192.3                | 47.0                     | 28.0                 | 32.4             |
| 19 | MOHAMED AFSHA            | 3759.6             | 1372.2               | 1554.4                | 660.3                  | 159.8                  | 12.9                 | 57.0                     | 15.0                 | 28.3             |

